
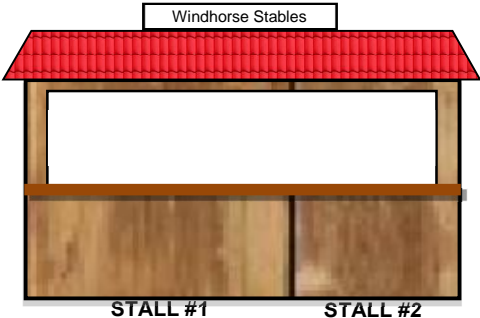
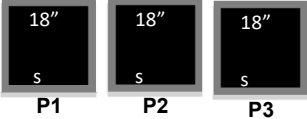
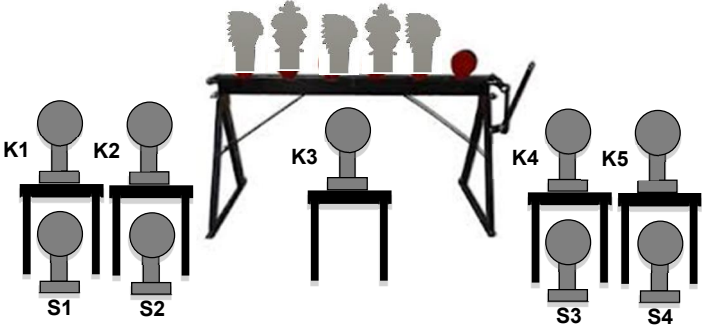
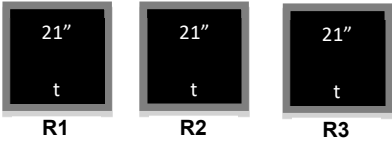


# Cavalier Cowboys

Wed. Nov. 13, 2024

By: Major BS Walker

Last Wednesday Match until March 12, 2025



**1:**

RC /SO Rifle-10, Pistols-10, Shotgun- 4+

Rifle staged in Stall 1, Shotgun staged in Stall 2, Pistols holstered

Start in stall 1 with hands at low surrender and when ready say (I'm here to shoot). ATB

With rifle shoot R targets by single tapping the two outside targets then triple tap the center. Repeat instructions. Next with pistols from stall 1 shoot the P targets with the same instructions as the rifle. Move to stall 2 and with shotgun shoot the four left KD's in any order.

**2:**

RC – Rifle-10, Pistol-10 , Shotgun -4+            Shooting Order – Rifle Not Last

Rifle & Shotgun staged on barrel & shot from barrel; Pistols holstered and shot in stall 1

Start at position of choice with hands at low surrender and when ready say (I'm here to shoot). ATB

Rifle – From barrel sweep the five plates on the rack & the five elevated KD's starting both from either end and either row first. Make up plates left standing at this time with shotgun.

Pistols – From stall 1 on the P targets shoot a five shot Nevada sweep one from the left and one from the right.

Shotgun – From barrel shoot the four lower KD's in any order.

**3:**

RC/SO: Pistols-10, Rifle-10, Shotgun -4+

Rifle & Shotgun staged in stall 2, Pistols holstered

Start in stall 1 with hands at low surrender and when ready say (I'm here to shoot). ATB

With pistols shoot the P targets with three single tap sweeps each from the same direction then place the last round on the center target. Move to stall 2 and with rifle shoot the R targets with the same instructions as the pistols. Last with shotgun shoot the four left KD's in any order.

**4:**

RC – Rifle-10, Pistols-10, Shotgun -4+                      Shooting Order - Rifle Not Last

Rifle & Shotgun staged on barrel & shot from barrel, Pistols holstered and shot from stall 1

Start standing at position of choice with hands at low surrender and when ready say (I'm here to shoot).    ATB

Rifle – From barrel shoot outside, outside then inside, inside then middle on both the plate rack and the raised KD's. Can start at either end and either row first. Make up plates left standing at this time with shotgun.

Pistols – From stall 1 shoot the P targets by alternating single taps on the two outside targets for four rounds then shoot the center. Repeat instructions.

Shotgun – From barrel shoot the four lower KD's in any order.

**5:**

RC/SO: Shotgun- 9+, Rifle-10, Pistol-10

Rifle staged in stall 2, Shotgun staged on barrel, Pistols holstered

Start at barrel with hands at low surrender and when ready say (I'm here to shoot).    ATB

With shotgun shoot the nine KD's in any order. Move to stall 2 and with rifle shoot the R targets by first double tapping the center then single tap sweep from either end for five total rounds. Repeat instructions. Last move to stall 1 and with pistols shoot the P targets with the same instructions as the rifle.

**6:**

RC/SO: Rifle-10, Pistols-10, Shotgun if needed

Rifle staged and shot from barrel, Pistols staged and shot from Stall 1

Start standing at position of choice with hands at low surrender and when ready say (Well I've shot).    ATB

Rifle – From barrel starting on either the plate rack or the raised KD's alternate between the rack and the KD's. All targets engaged. At this time, you can make up the remaining targets left standing with the shotgun.

Pistols – From stall 1 shoot the three P targets and the R1 target by alternating single taps between the R1 & the P targets for ten rounds. All targets engaged.

(Note) R1 will be shifted for this stage