

Cavalier Cowboys Match

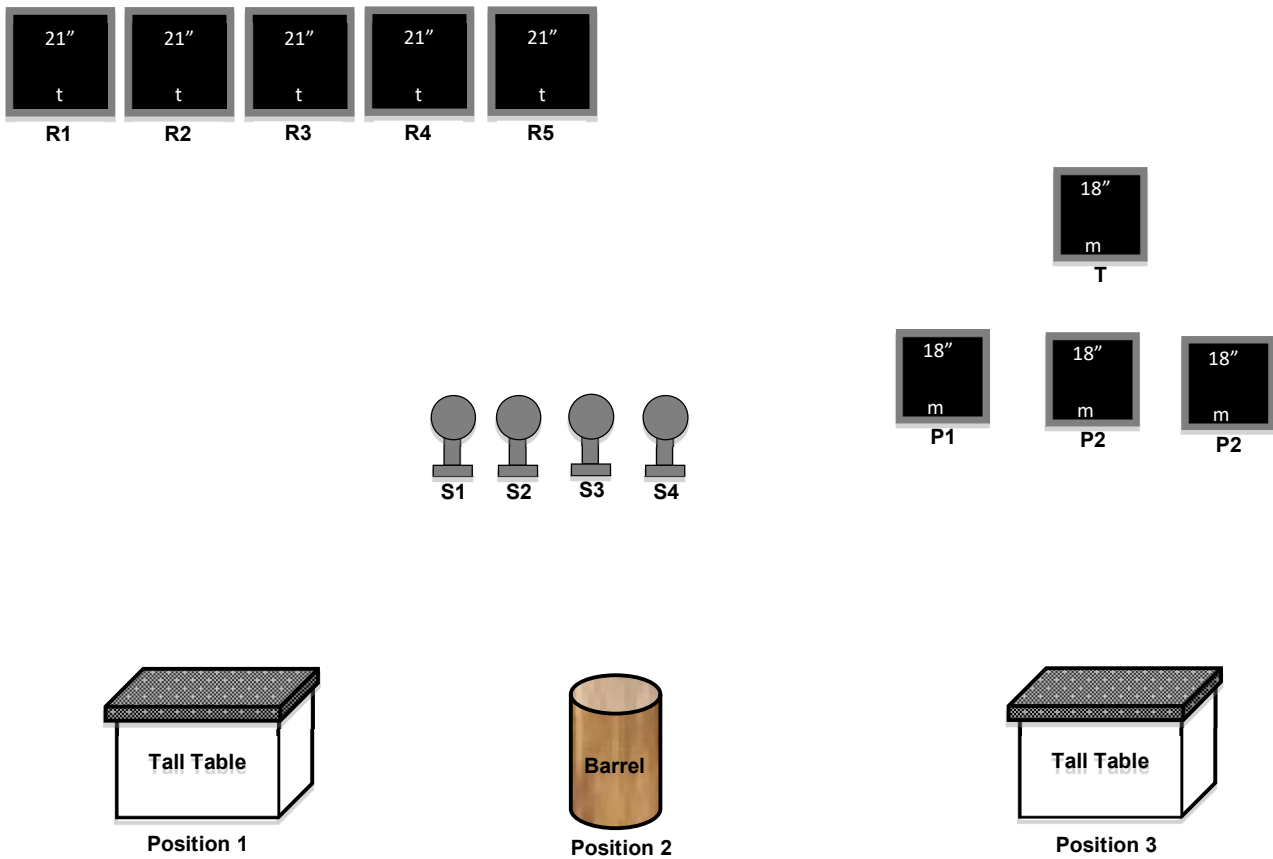
April 2, 2023

By: Bucksaw Bob

Salesmen of the West

In TV Westerns and Movies, the Salesman or Drummers traveled on stagecoach and train from town to town. Most Salesmen in the West, actually traveled in covered wagons, from one homestead to another selling goods and necessities directly to Westerners much like Mr. Haney on Green Acres.

Stage 1 (Range C)



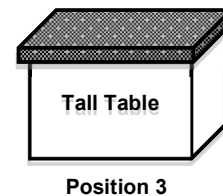
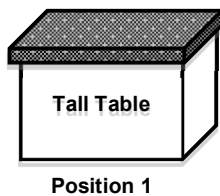
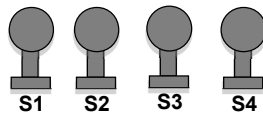
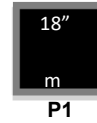
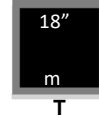
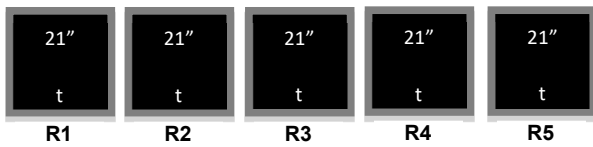
Round Count: 10 Pistol, 10 Rifle, 4+ Shotgun

Shooting Order: Rifle, Shotgun, Pistol

Staging: Pistols holstered, Rifle staged at Position 1, S/G staged safely

Shooter starts at position 1 with rifle on table w/both hands on rifle. When ready say **“What a deal I have for you”**. At the beep engage the rifle targets in the following manner: 3, 2, 2, 1, 1 - 3, 4, 4, 5, 5. Move to barrel and with shotgun engage shotgun K/D targets outside-outside-inside-inside. Move to Position 3 and with pistols engage pistol targets in this manner: T, 1, 1, T, 2, 2, T, 3, 3, T. Pick up long guns and go to the unloading table.

Stage 2 (Range C)



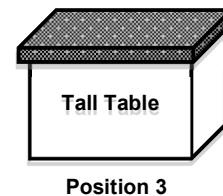
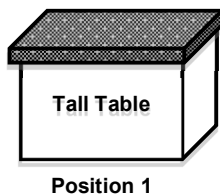
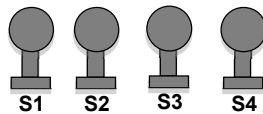
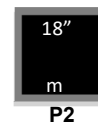
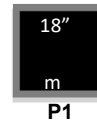
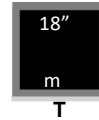
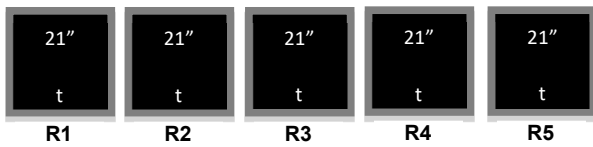
Round Count: 10 Pistol, 10 Rifle, 4+ Shotgun

Shooting Order: Pistol, Rifle, Shotgun

Staging: Pistols holstered, Rifle staged at Position 1, S/G staged safely

Shooter starts at Position 3 with hands on belt buckle. When ready say **“What a deal I have for you”**. At the beep engage the pistol targets in the following manner: first triple tap P2, then single tap T target, then triple tap 1 & 3 in any order. Move to Position 1 and with rifle first single tap outside two targets, then double tap 2-3-4 in any order, then single tap outside 2 targets. Move to Position 2 and with shotgun engage the 4 K/D targets in any order. Pick up long guns and go to the unloading table.

Stage 3 (Range C)



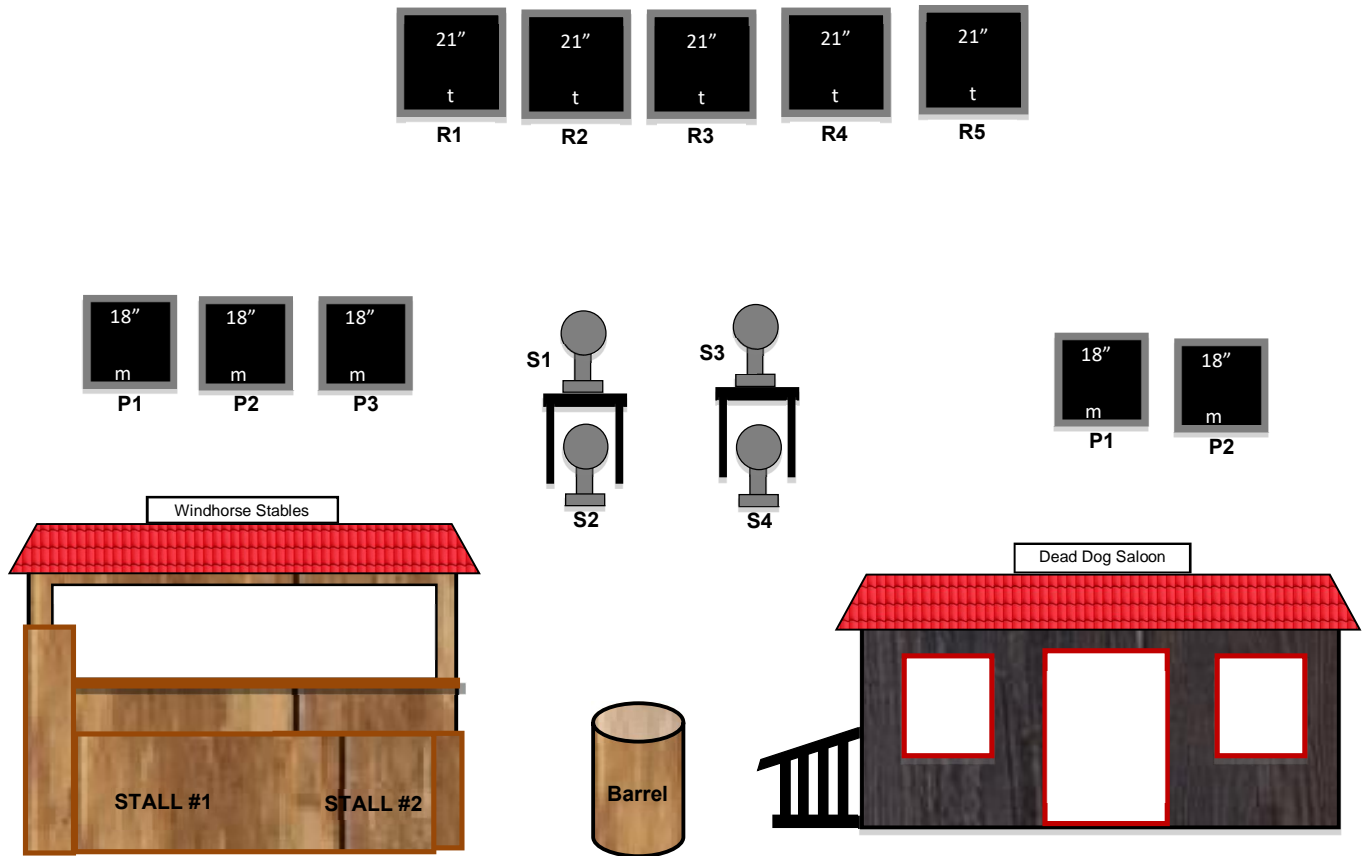
Round Count: 10 Pistol, 10 Rifle, 4+ Shotgun

Shooting Order: Rifle not last

Staging: Pistols holstered, Rifle staged at Position 1, S/G staged safely

Shooter starts at position of choice with hands at Default. When ready say **“What a deal I have for you”**. At the beep, rifle from position 1, shotgun from position 2, pistols from position 3. With rifle engage R targets with a double tap on 2 and 4 in any order, **then** double tap 1-3-5 in any order. With pistol engage P targets in this manner: T, 1, T, 2, T, 3, T, 2, T, 1. With shotgun engage K/D targets with a Potter County Sweep (1-3-2-4). Pick up long guns and go to the unloading table.

Stage 4 (Kubaville Stables)



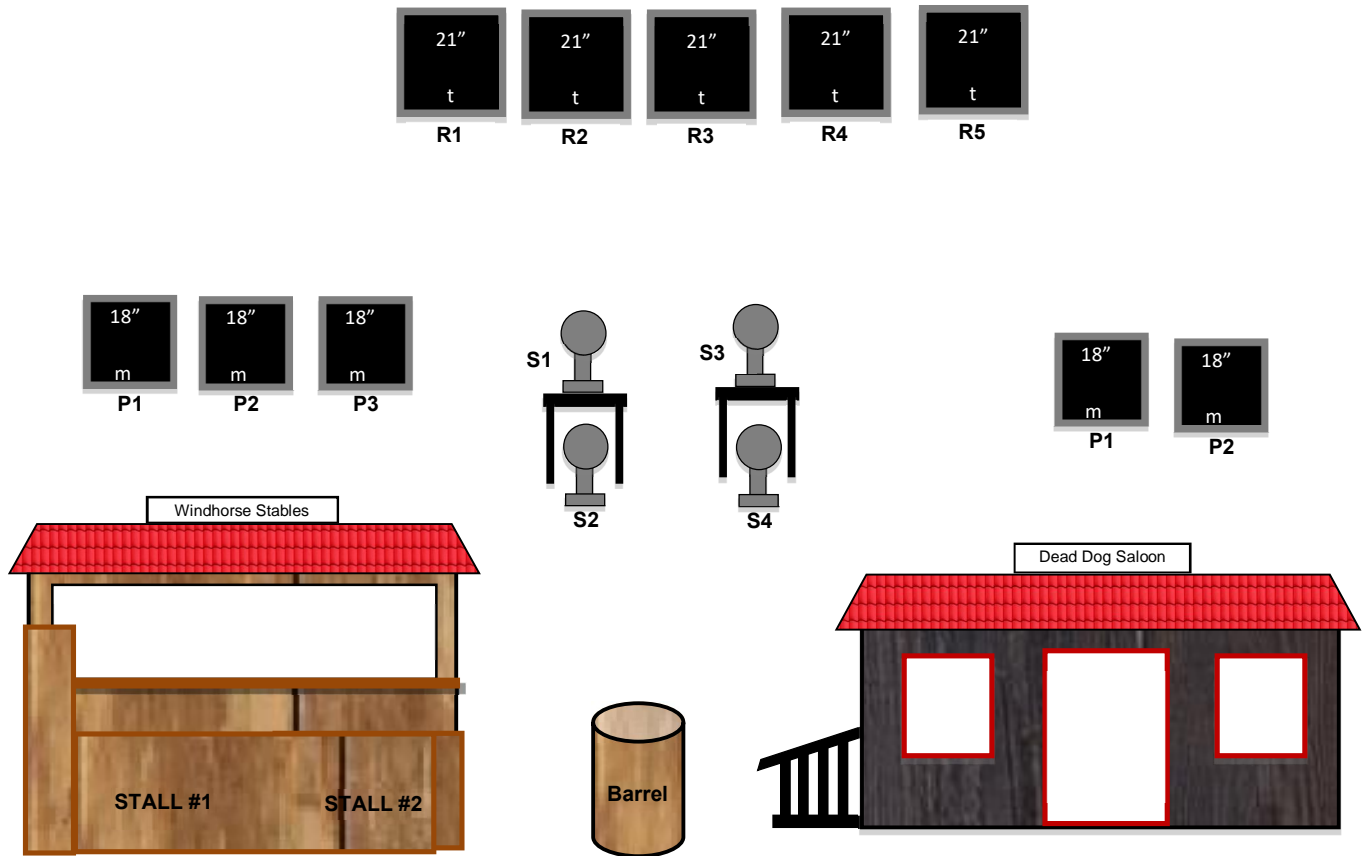
Round Count: 10 Pistol, 10 Rifle, 4+ Shotgun

Shooting Order: Pistol, Shotgun, Rifle, Shotgun

Staging: Pistols holstered, Rifle staged on barrel, S/G staged in stall 2.

Shooter starts in stall 2 with hands at default. When ready say **“What a deal I have for you”**. At the beep with pistols engage the three P targets in the following manner: 1, 1, 1, 2, 3 – 2, 2, 2, 1, 3. With shotgun engage S1 & S2 K/D’s in any order. Move to barrel with shotgun and make it safe on barrel. With rifle engage R targets in this manner: 1, 2, 2, 3, 3 – 5, 4, 4, 3, 3. With shotgun, engage shotgun K/D targets S3 & S4 in any order. Pick up long guns and go to the unloading table.

Stage 5 (Kubaville Saloon)



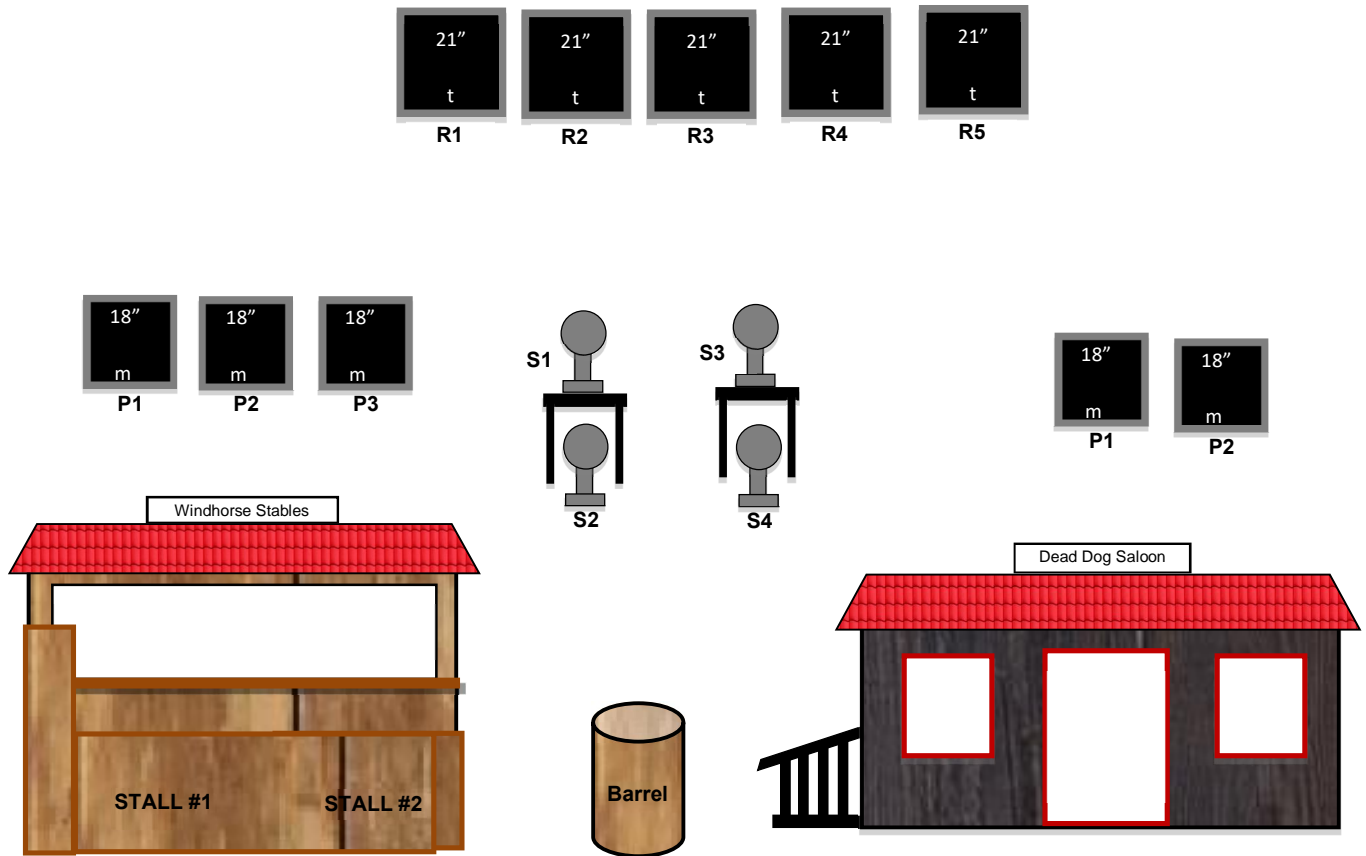
Round Count: 10 Pistol, 10 Rifle, 2+ Shotgun

Shooting Order: Rifle not last

Staging: Pistols holstered, Rifle staged at position 2 doorway, S/G staged in left window.

Shooter starts in position of choice with hands on hat. When ready say **“What a deal I have for you”**. At the beep engage targets, rifle on R targets, pistols on P targets. With rifle from position 2, doorway, engage rifle targets with double taps in this manner: Center-Inside-Inside-Outside-Outside. With shotgun engage S3 & S4 K/D’s in any order. From position 3, right window, with pistols engage targets in alternating double taps for ten rounds. Holster pistols. Pick up long guns and go to the unloading table.

Stage 6 (Kubaville Stables)



Round Count: 10 Pistol, 10 Rifle, 4+ Shotgun

Shooting: Order Rifle, Shotgun, Pistol,

Staging: Pistols holstered, Rifle and Shotgun staged on barrel

Shooter starts at barrel with hands on pistols. When ready say **“What a deal I have for you”**. At the beep with rifle engage targets in this manner: first triple tap R1 & R5, then single tap R2 & R4, then double tap R3 **in any order**. With shotgun engage shotgun K/D’s high-low, high-low. Move to stall 2 and with pistols engage targets in the following manner: alternate single taps on P1 & P3 for 5 shots, then place 5 shots on P2. Holster pistols. Pick up long guns and go to the unloading table.