

# Cavalier Cowboys 12-4-2022

## Stages by Smackwater



R1

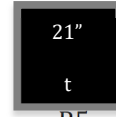
R2

R3

Plate Rack



R4



R5



P1



P2



P3



S1



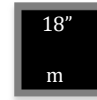
S2



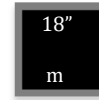
S3



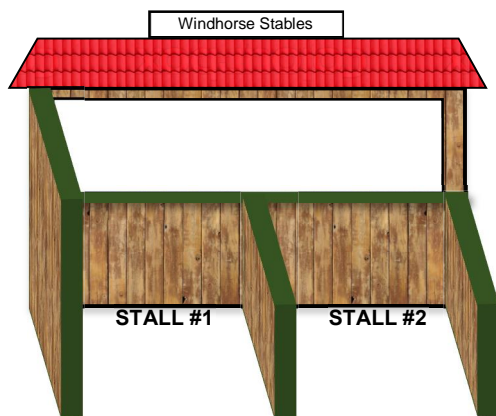
S4



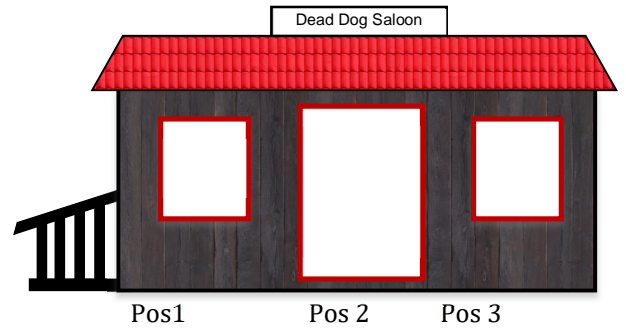
P4



P5



Barrel



## Stage 1

RC/SO: Rifle 10, Pistols 5 each, Shotgun 4+

STAGING: Rifle held at cowboy port arms, Pistols holstered, Shotgun staged safely.

PROCEDURE: Shooter starts standing in stall 2 with rifle at cowboy port arms and when ready say READY At the beep shoot R1 thru R3 with a 3-2-5 sweep from either direction, for example (R1, R1, R1, R2, R2, R3, R3, R3, R3, R3). Next with pistols shoot P1 thru P3 with same instructions as the rifle. Last move to barrel and with shotgun shoot S1 thru S4 in any order till down.

## Stage 2

RC/SO: Pistols 5 each, rifle 10, Shotgun 2+

STAGING: Pistols holstered, Rifle staged at pos 2, Shotgun staged safely

PROCEDURE: Shooter starts standing at Pos 2 with hands at default and when ready says READY. At the beep with pistols shoot P4 & P5 by alternating single taps from either direction, for example (P1, P2, P1, P2, P1, P2, P1, P2, P1, P2). Next with rifle shoot R4 & R5 with same instructions as pistols. Last with shotgun from pos 1, shoot any 2 knockdown targets

## Stage 3

RC/SO: Rifle 10, Shotgun 4+, Pistols 5 each

STAGING: Shotgun and Rifle staged on barrel; Pistols holstered

PROCEDURE: Shooter starts at the barrel with hands at default and when ready says READY. At the beep with rifle engage plate rack till all targets down, use R3 or R4 as dump target. Next with shotgun shoot the 4 knockdowns in any order. At this time shoot any remaining standing plate targets with shotgun if you so choose. Last move to stall 2 with pistols shoot P1 thru P3 with 10 rounds all targets must be engaged.

MOVE S1 & S2 to left & right of P1 & P3 – MOVE S3 & S4 to left & right of P4 & P5

#### Stage 4

RC: Rifle 10, Pistols 5 each, Shotgun 2+ Stand and deliver any order rifle not last

STAGING: Pistols, Rifle, and Shotgun staged in stall 2

PROCEDURE: Shooter starts standing in stall 2 with hands at low surrender and when ready says READY, at the beep in any order:

Shoot S1 and S2 till down

Shoot R1 – R3 in this exact order R2, R2, R2, R2, R2, R2, R2, R2, R1, R3

Shoot P1 – P3 with same instructions as the rifle

#### Stage 5

RC/SO: Shotgun 2+, Rifle 10, Pistols 5 each

STAGING: Shotgun staged at pos 2, Rifle staged in pos 2, Pistols holstered.

PROCEDURE: Shooter starts standing at pos 1 with hands at default and when ready says READY at the beep move to pos 2 and engage S3 & S4 till down, next with rifle shoot R4 & R5 with a progressive sweep for example R4, R5, R5, R4, R4, R4, R5, R5, R5, R5. Last with pistols shoot P4 & P5 with same instructions as the rifle.

#### Stage 6

RC/SO: Pistols 5 each, Rifle 10, Shotgun 2+

STAGING: Pistols holstered, Rifle and Shotgun staged in stall 2

PROCEDURE: Shooter starts standing in stall 2 with hand on heart and when ready says READY At the beep with pistols shoot P1 – P3 with a WV Sweep for example: P1, P2, P3, P3, P2, P1, P1, P2, P3, P3, Next with rifle shoot R1 – R3 with same instructions as the pistols, last with shotgun shoot S1 & S2 till down.

