

Cavalier Cowboys

Wednesday Match Sept 14, 2022

Stages by Ripsaw

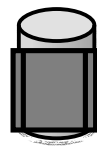
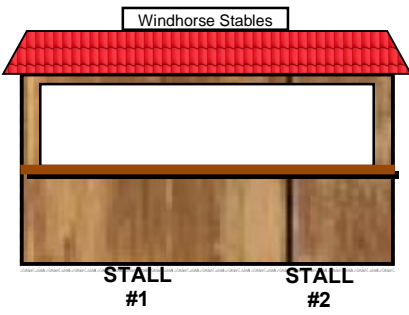
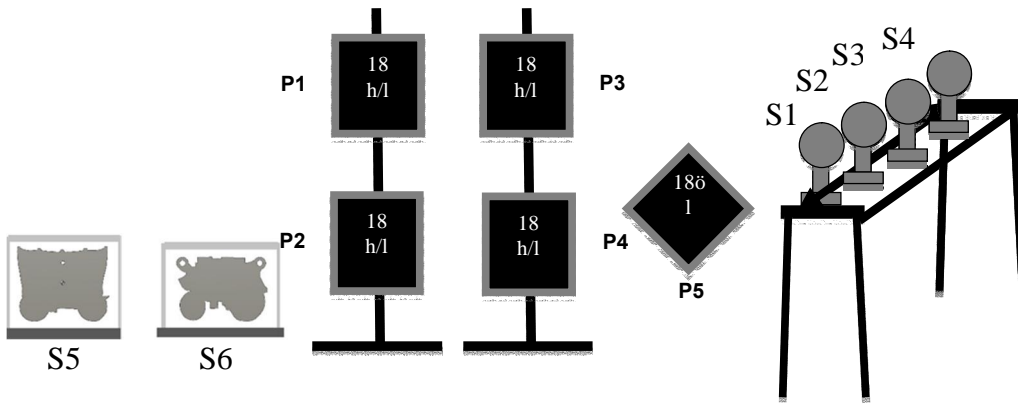
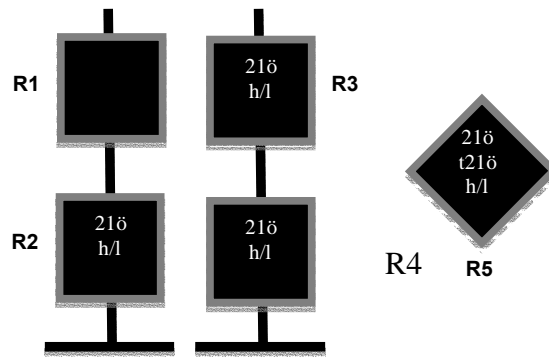
Cavalier Cowboys – Club Match Rules & Conventions

- ▮ **SASS Rules:** All SASS Rules are in affect; unless documented herein, addressed during the Shooter Safety Meeting or specifically stated in the stage directions for a given stage.
- ▮ **SASS Stage Conventions:** All SASS Stage Conventions are in affect; unless specifically stated in the stage directions for a given stage.
- ▮ **Total Time Scoring:** All Cavalier Cowboys matches will use Total Time Scoring.
- ▮ **Safety Officer:** Every shooter present is a Safety Officer and has the responsibility to identify, declare and diligently prevent all safety infractions.
- ▮ **Round Over Berm:** A rifle or pistol round over the berm is a Match Disqualification.
- ▮ **“No Alibi”:** All Cavalier Cowboy matches are “no alibi” matches. *“Once the first round goes down range, the competitor is committed to the stage and must finish the stage to the best of his or her ability.”*
- ▮ **Ear & Eye Protection:** Ear and Eye Protection is mandatory for all shooters and spectators.
- ▮ **Ground Targets:** Targets positioned on/near the ground may only be shoot atd with the shotgun. Ground Targets shoot atd with a rifle or pistol round will result in a Minor Safety Violation.
- ▮ **Shotgun Knockdown Misses:** Unless specifically stated in the stage directions for a given stage and pursuant to SASS rules, all shotgun knockdown targets may be reshoot atd until down, aka “Comstock Rule”.
- ▮ **Shotgun Shot Size:** Shot size must be number 7 lead birdshot or smaller (no steel or plated shot).
- ▮ **Loading on the Move:** Loading on the move is permitted pursuant to SASS rules.
- ▮ **Drawing on the Move:** Drawing on the move is permitted pursuant to SASS rules.
- ▮ **End of Stage:** Unless otherwise directed by a Range Officer, after a stage has been completed the shooter will safely retrieve rifle, shotgun, and pistols and move them to the unloading table. The shooters firearms will not leave the unloading table until they have been verified “cleared” by a Range Officer.
- ▮ **Coaching:** Any shooter who does not want to receive coaching must state their preference at the beginning of each stage. *“Proper coaching or no coaching at all is not considered RO Interference and therefore will never be grounds for a reshoot. Improper coaching that either impedes the shooter’s progress or results in a procedural penalty may be grounds for a reshoot.”*
- ▮ **Motorized Vehicles:** All motorized vehicles must be operated and parked in designated areas and may not enter pedestrian only areas.
- ▮ **New Shooters:** New Shooters who have never shot a SASS match before must observe one full match prior to shooting their first match, to ensure the shooter is familiar with match procedures and safety requirements. For their very first match, new shooters will be assigned a “mentor”, an experienced SASS shooter, to assist and coach them through the match.

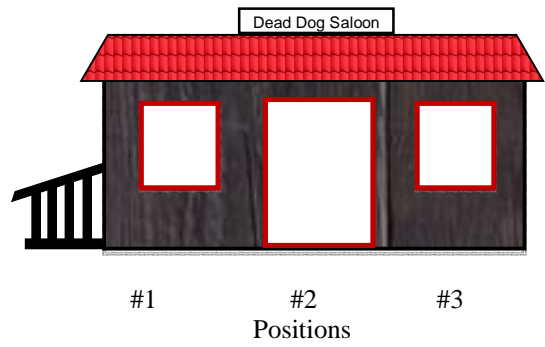
The Spotters Creed:

If you know that it's a Hit...It's a Hit
If you know that it's a Miss...It's a Miss
If you think it's a Hit...It's a Hit
If you think it's a Miss...IT'S A HIT
Benefit of the doubt always goes to the shooter

Stages 1-6 Diagram



Barrel



STAGE: 1**RC/SO: Rifle-10, Shotgun 4+, Pistols-5 each****Pistols holstered, Rifle and shotgun staged on the barrel**

Shooter starts standing at the barrel at default. At the beep, with rifle, shoot the four rifle targets R1-R4 in a clockwise direction for 10 rounds, starting on any target. Next, with shotgun, shoot the 4 knockdowns S1-S4 in any order. Last, with pistols, shoot the 4 pistol targets P1-P4 with the same instructions as the rifle.

STAGE: 2**RC/SO: Rifle-10, Pistols-5 each, Shotgun 2+****Pistols holstered, shotgun staged in stall 2, rifle pointed safely downrange**

Shooter starts standing in stall 2 with rifle pointed safely downrange. At the beep, with Rifle, shoot the 4 rifle targets R1-R4 with a Nevada Sweep starting on any target. Next, with pistols, shoot the 4 pistol targets P1-P4 with same instructions as rifle. Last, shoot the 2 swingers, S5-S6 in any order.

STAGE: 3**RCSO: Shotgun 2+, Rifle-10, Pistols, 5 each, Shotgun 4+****Pistols holstered, Rifle staged on barrel, shotgun pointed safely downrange**

Shooter starts standing in stall 2 with shotgun pointed safely down range. At beep, with shotgun, shoot the 2 swingers S5-S6 in any order. Next, with safe shotgun, move to the barrel and with rifle, shoot the 4 rifle targets R1-R4 by alternating single taps on diagonally opposite targets. For example, R1, R4, R2, R3, R1, R4, R2, R3, R1, R4. Next, shoot the 4 pistol targets P1-P4 with same instructions as rifle. Then, with shotgun, shoot S1-S4 in any order.

STAGE: 4**RC/SO: Rifle-10, Shotgun- 4+, Pistols-5 each****Pistols holstered, shotgun staged on the barrel, Rifle at Cowboy port arms**

Shooter starts at the barrel, with rifle held at cowboy port arms. At beep, with rifle, shoot the 5 rifle targets R1 through R5 with double taps in any order, all targets engaged. Next, with shotgun, shoot S1-S4 in any order. Last, with pistols, shoot P1-P5 with the same instructions as the rifle.

STAGE: 5**RC/SO: Rifle-10, Pistols-5 each Shotgun 6+,****Pistols holstered, Rifle and shotgun staged on the barrel**

Shooter starts standing at the barrel at default. At the beep, with rifle, shoot the 5 rifle targets by first single tapping each of the R1-R4 targets then double tapping R5 for 10 rounds. For example, R1, R5, R5, R2, R5, R5, R3, R5, R5, R4. Next, with pistols, shoot the 5 pistol targets P1-P5 with the same instructions as the rifle. Next, with shotgun, shoot the shotgun targets S1-S4 in any order. Last, move with safe shotgun to Stall 2 and shoot the two swingers, S5 and S6 in any order.

STAGE: 6**RC/SO: Shotgun 4+, Rifle-10, Pistols-5 each,****Pistols holstered, Rifle and shotgun staged on barrel,**

Shooter starts standing at the barrel with hand at low surrender. At the beep, with shotgun, shoot the 4 knockdowns S1-S4 in any order. Next, with rifle, shoot at least three of the 5 rifle targets with two separate 3-2 sweeps. No shortcuts allowed. Last, with pistols, shoot the 5 pistol targets P1-P5 with the same instructions as the rifle.