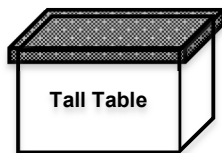
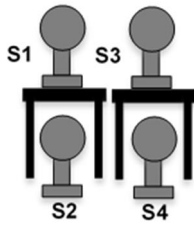
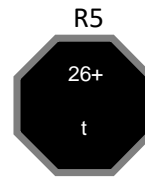
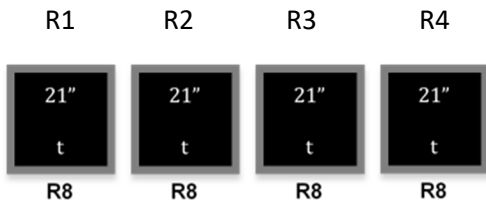


Cavalier Cowboys

Oct 4, 2020

Stages by Smackwater

Stages 1,2, & 3



Cavalier Cowboys

Oct 4, 2020

Stages by Smackwater


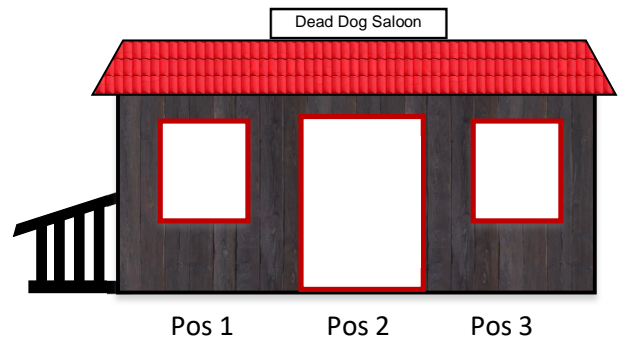
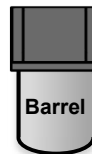
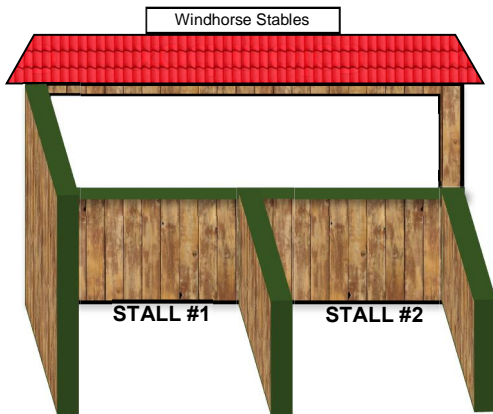
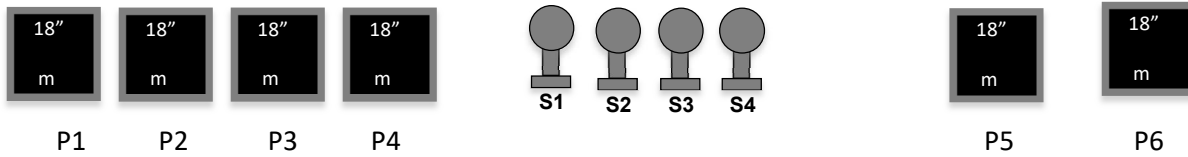


Plate Rack



Stage: 1

Round count/Shooting order: Rifle 10, Shotgun 4+, Pistols 5 each

Staging: Rifle and shotgun staged on the tall table, pistols holstered

Procedure: Shooter starts standing at tall table with hands at default and when ready say's "THAT'S PRETTY BOLD TALK FOR A ONE EYED FATMAN" at the beep engage rifle targets R1 thru R4 with a 3-2-2-3 sweep from either direction. For example (R1, R1, R1, R2, R2, R3, R3, R4, R4, R4). Next with shotgun engage knockdowns S1 thru S4 in any order till all targets are down. Last move to barrel and with pistols engage pistol targets P1 thru P4 with the same instructions as the rifle.

Stage: 2

Round count/Shooting order: Pistols 5 each, Rifle 10, Shotgun 2+

Staging: Pistols holstered, rifle and shotgun staged on the tall table

Procedure: Shooter starts standing at the hay bale hands on pistol/s and ready say's "THAT'S PRETTY BOLD TALK FOR A ONE EYED FATMAN" at the beep engage pistol targets P1 thru P4 and Rifle target R5 with a double tap sweep in any order. For example (P1, P1, P2, P2, P3, P3, P4, P4, R5, R5). Next move to tall table and with rifle engage rifle targets R1 thru R5 with a double tap sweep from either direction. Last with shotgun engage any 2 knockdowns in any order.

Stage: 3

Round count/Shooting order: Shotgun 4+, Rifle 10, Pistols 5 each

Staging: Shotgun staged on tall table, Rifle staged safely, Pistols holstered

Procedure: Shooter starts standing at tall table with hands at default and when ready say's "THAT'S PRETTY BOLD TALK FOR A ONE EYED FATMAN" at the beep engage knockdowns S1 thru S4 in the following order. S1, S4, S2, S3. Next move to hay bale and with rifle engage rifle target R5 with an outhouse sweep, that's a 10 round dump. Last with pistols engage rifle target R5 with another 10 round dump outhouse sweep.

Stage: 4

Round count/Shooting order: Shotgun 2+, Rifle 10, Pistols 5 each

Staging: Shotgun pointed safely down range, Rifle staged at Pos 2, Pistols holstered

Procedure: Shooter starts at pos 1 with shotgun pointed safely down range, and when ready say's "THAT'S PRETTY BOLD TALK FOR A ONE EYED FATMAN" at the beep engage targets S3 and S4 in any order. Next move to pos 2 and with rifle engage targets R5 and R6 in the following order. R5, R6, R6, R5, R5, R5, R6, R6, R6, R6. Last with pistols engage targets P5 and P6 with same instructions as the rifle.

Stage: 5

Round count/Shooting order: Rifle 10, Shotgun 4+, Pistols 5 each

Staging: Rifle held at cowboy port arms, Shotgun staged on barrel, Pistols holstered.

Procedure: Shooter starts standing at barrel with rifle at cowboy port arms and when ready say's "THAT'S PRETTY BOLD TALK FOR A ONE EYED FATMAN" at the beep with rifle engage plate rack, all targets must fall. Dump any extra rounds on any rifle target. Next with shotgun engage knockdowns S1 thru S4 in any order. Next move to stall 2 and with pistols engage targets P1 thru P4 with a Nevada sweep from either direction. Last if necessary, return to barrel and clean up plate rack with shotgun.

Stage: 6

Round count/Shooting order: Rifle 10, Pistols 5 each, Shotgun 4+

Staging: Rifle and Shotgun staged in stall #2, Pistols holstered

Procedure: Shooter starts standing in stall #2 with hands in the default position and when ready say's "THAT'S PRETTY BOLD TALK FOR A ONE EYED FATMAN" at the beep with Rifle engage targets R1 thru R4 in the following order. R1, R4, R1, R4, R2, R4, R1, R4, R1, R3. Next with shotgun move to the barrel and engage targets S1 thru S4 in any order. Next with Pistols engage plate rack, all targets must fall. Dump any extra rounds on any target. Last if necessary, with shotgun clean up plate rack.