

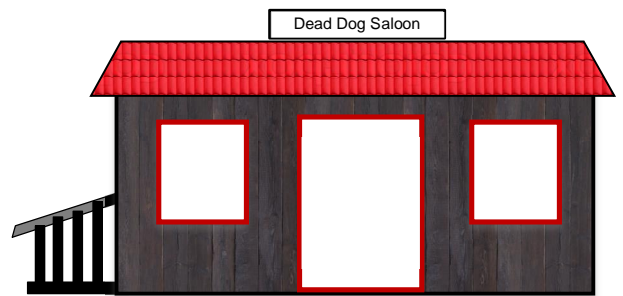
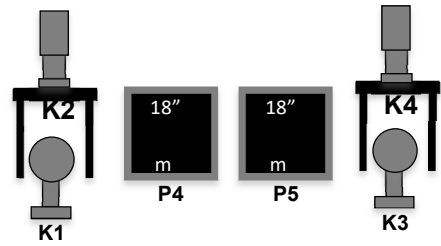
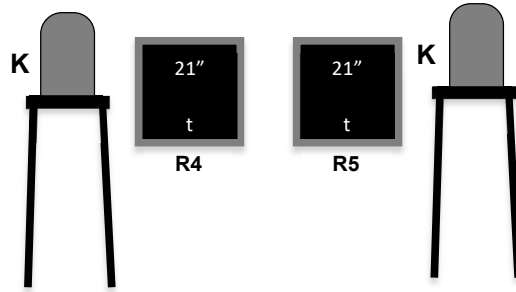
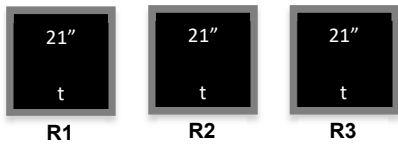
# Cavalier Cowboys

August 2, 2020

By: Major BS Walker

## The Story

Writing a story for a match is appreciated by some and considered a waste of time by others. Is a story needed to shoot a match, no it's a shooting competition. Why do you need a story for a shooting competition, just pull the trigger. What adding that story does is to cement together what our sport is really all about, a bunch of friends getting together to have fun. Having that story is showing the world that we aren't there to stomp our competition and then strut away like the cock on the walk. It's there to set an example that cowboy shooters as a whole are in fact a bunch of caring loving people that are there to have fun first and foremost. I guess by now you have figured out that I couldn't think of a story for this match.



## Stage 1

RC/SO: Rifle- 10, Pistol- 5 each, Shotgun- 4+

Pistols holstered, Rifle staged in stall 2, Shotgun staged on the barrel

Start standing in stall 2 with hands at low surrender and when ready say "What's your story". At the beep with rifle shoot at R1- R3 with two five shot Nevada sweeps from the same direction (ex. 1,2,3,2,1-1,2,3,2,1). Next, move to the barrel and with pistols shoot at P1- P3 with the same instructions as the rifle. Last, with shotgun shoot the four S- KD's in any order.

## Stage 2

RC/SO: Pistols- 5 each, Rifle- 10, Shotgun- 4+

Pistols holstered, Rifle staged at position 1, Shotgun staged at position 2

Start standing at position 2 with hands on pistol/s and when ready say "What's your story". At the beep with pistols shoot at P4 & P5 in this order 4,5,4,4,4-5,4,5,5,5. Next, move to position 1 and with rifle shoot at R4 & R5 with the same instructions as the pistols. Last, move back to position 2 and with shotgun shoot the four K- KD's in any order.

## Stage 3

RC/SO: Rifle- 10, Pistols- 5 each, Shotgun- 4+

Pistols holstered, Rifle port arms at barrel, shotgun staged on barrel

Start standing at the barrel with rifle held at cowboy port arms and when ready say "What's your story". At the beep with rifle shoot at R1- R5 from either end with a W. VA. sweep (ex. 1,2,3,4,5-5,4,3,2,1). Next, with pistols shoot at P1- P3 from either end with a W. VA. sweep (ex. 1,2,3,3,2,1,1,2,3,3). Last, with shotgun shoot the four S- KD's in any order.

## Stage 4

RC/SO: Shotgun- 4+, Rifle- 10, Pistols- 5 each

Shotgun port arms at position 1 or 3, Rifle staged at position 2, Pistols holstered

Start standing at position 1 or 3 with shotgun held at cowboy port arms and when ready say "I'm ending your story". At the beep with shotgun shoot the two K- KD's any order then move to the other window and shoot the other two K- KD's any order. Next, move to position 2 and with rifle shoot at R4 & R5 in this order 4,4,5,5,4,5,4,4,5,5. Last, with pistols shoot at P4 & P5 with the same instructions as the rifle.

## Stage 5

RC/SO: Rifle- 10, Shotgun- 4+, Pistols- 5 each

Pistols holstered, Rifle staged in stall 2, Shotgun staged safely

Start standing in stall 2 with hands on buttocks and when ready say "I'm ending your story". At the beep with rifle shoot at R1- R3 by first double tapping R2 then single tap sweep R1- R3 in either direction, repeat instructions. Next, move to barrel and with shotgun shoot the four S- KD's in any order. Last, with pistols shoot at P1- P3 with the same instructions as the rifle.

## Stage 6

RC/SO: Pistols- 5 each, Rifle- 10, Shotgun- 2+

Pistols, Rifle & Shotgun all staged at position 2

Start standing at position 2 with hands at low surrender and when ready say "End of story". At the beep with pistols first double tap P4 & P5 any order then shoot a raised pistol KD. Repeat instructions for other raised pistol KD. Restage pistols or holster. Next with rifle shoot at R4, R5 and rifle KD's with the same instructions as

the pistols. Then, with shotgun shoot the two lower K- KD's in any order. At this time with shotgun you may KD any remaining KD plates anywhere left standing.