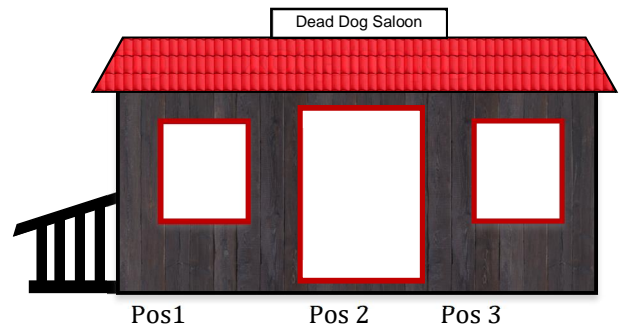
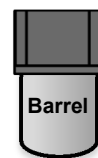
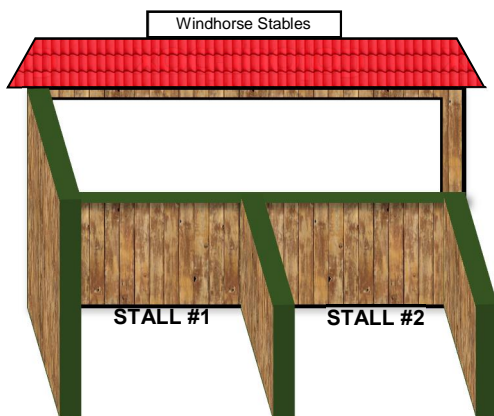
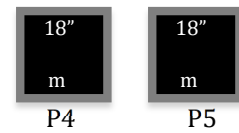
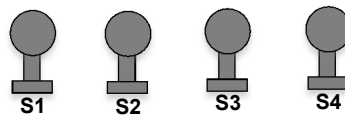
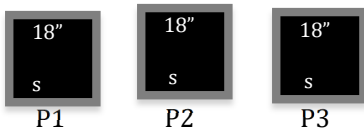
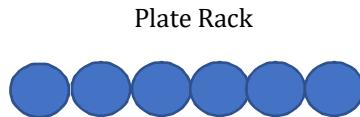
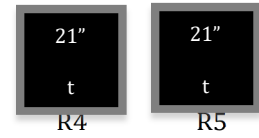
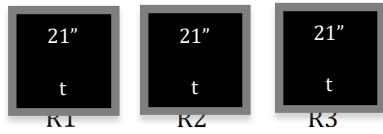


Cavalier Cowboys July 5, 2020

Stages by Smackwater



Stage 1

Shotgun 2+, Rifle 10, Pistols 5 each

Shotgun pointed safely down range, rifle staged at position 2, pistols holstered

Shooter starts at position 1, with **shotgun pointed safely down range**, and when ready say **whatever**. At the beep with shotgun engage targets S3 and S4 in any order. Next move to Pos 2 and with rifle engage targets R4 and R5 in the following order. R4, R5, R5, R4, R4, R4, R5, R5, R5, R5. Last with pistols engage targets P4 and P5 with the same instructions as the rifle.

Stage 2

Pistols 5 each, rifle 10, shotgun 4+

Pistols holstered, rifle staged in stall 2, shotgun staged safely

Shooter starts in stall 2 **with hands on pistol/pistols**, and when ready say, **however**. At the beep engage targets P1, P2, & P3, with a triple tap sweep from either direction with 10th round on center target (P2). Next with rifle engage targets R1, R2, & R3 with the same instructions as the pistols. Last move to barrel and with shotgun engage targets S1 thru S4 in any order.

Stage 3

Rifle 10, shotgun 4+, Pistols 5 each

Rifle held at cowboy port arms, shotgun staged on barrel, pistols holstered.

Shooter starts standing at barrel with rifle at cowboy port arms and when ready say **whenever**, at the beep engage plate rack all targets must fall. Dump any extra rounds on any rifle target. Next with shotgun engage targets S1 thru S4 in any order. Next move to stall 2 and engage targets P1, P2, & P3 with a W VA sweep from either direction. Last if necessary, return to barrel and clean up plate rack with shotgun.

Stage 4

Shotgun 2+, Rifle 10, Pistols 5 each

Shotgun and rifle staged on barrel pistols holstered.

Shooter starts at barrel with **hands in default position**, and when ready say **whoever**, at the beep with shotgun engage any 2 knock down targets. Next with rifle engage targets R1 thru R5 with a double tap sweep from either direction. Last move to Stall 2 and with pistols engage targets P1 thru P3 with the same instructions as the rifle.

Stage 5

Rifle 10, Shotgun 4+, Pistols 5 each.

Rifle & shotgun staged on barrel pistols holstered.

Shooter starts standing at barrel **with hands in surrender position**, and when ready say **forever**, at the beep with rifle engage plate rack in the following order; outside, outside, inside, inside, center, center. Place any remaining rounds on any rifle target. Next with shotgun engage targets S1 thru S4 in any order. At this time clean up plate rack with shotgun if needed. Last with pistols engage targets P3 & P4 with alternating single taps, for example (P3, P4, P3, P4, P3, P4, P3, P4, P3, P4)

Stage 6

Shotgun 2+, rifle 10, pistols 5 each.

Shotgun, rifle, and pistols staged at Pos 2

Shooter starts standing at position 2 with **one hand on shotgun**, and when ready say **now or never**, at the beep with shotgun engage targets S3 & S4 in any order. Next with rifle engage targets R4 & R5 with 5 shots each in any order. Last with pistols engage targets P4 & P5 with the same instructions as the rifle.