

January 5, 2020

Twas The Night Before Christmas  
Texas Style

—Twas the night before Christmas, in Texas, you know,  
Way out on the prairie, without any snow,  
Asleep in their cabin, were Buddy and Sue,  
A dreaminø of Christmas, like me and you.

Not stockings, but boots, at the foot of their bed,  
For this was Texas, what more need be said,  
When all of a sudden, from out of the night,  
There came such a ruckus, it gave me a fright.

And I saw cross the prairie, like a shot from a gun,  
A loaded up buckboard, come on at a run.  
The driver was cracking his whip at will,  
The horses (not reindeer) he drove with such skill.

—Come on there Buck, Poncho, and Prince, to the right,  
Thereøll be plenty of travelinø for you all tonight.  
The driver in Leviø and a shirt that was red,  
Had a ten gallon Stetson on top of his head.

As he stepped from his buckboard, he was really a sight,  
With his beard and moustache, so curly and white.  
As he burst in the cabin, the children awoke,  
And were so astonished, that neither one spoke.

And he filled up there boots with such presents galore,  
That neither could think of a single thing more.  
When Buddy recovered the use of his jaws,  
He asked in a whisper, “Are you really Santa Claus?”

—Am I the real Santa? Well what do you think?  
And he smiled as he gave a mysterious wink.  
Then he leaped in his buckboard, and called back in his drawl,  
—To all the children of Texas, **Merry Christmas, You-all**”

# Cavalier Cowboys

By: Smackwater

January 5, 2020

## STAGE: 1

**RC/SO:** 10 PISTOL / 10 RIFLE / 4+ SHOTGUN

**STAGING:** Pistols holstered, rifle and shotgun staged on barrel

**PROCEDURE:** Shooter starts in stall 2 with hands on pistol/pistols and when ready says HO, HO, HO. At the beep with pistols engage pistol targets P1 ó P5 in the following order, outside, outside, inside, inside, center- center, inside, inside, outside, outside, ex. P1 P5 P2 P4 P3- P3 P2 P4 P1 P5. Next, move to barrel and with rifle engage rifle targets R1 ó R5 with same instructions as pistol. Last, with shotgun engage knockdowns S1 ó S4 in and order.

## STAGE: 2

**RC/SO:** 10 RIFLE / 10 PISTOL / 4+SHOTGUN

**STAGING:** Rifle, pistols, and shotgun staged at position 2

**PROCEDURE:** Shooter starts at position 2 in default and when ready says HO, HO, HO. At the beep with rifle engage rifle targets R5 ó R7 with a WVA sweep. ex. R5 R6 R7 R7 R6 R5 R5 R6 R7 R7. Next, with pistols engage plate rack till all are down, extra rounds placed on the dump target D1. Next, clean up any plates on rack not knocked down with shotgun. Last, with shotgun engage knockdowns S5 ó S8 in any order.

## STAGE: 3

**RC/SO:** 4+ SHOTGUN / 10 RIFLE / 10 PISTOL

**STAGING:** Shotgun staged at position 1, Rifle staged at position 1, pistols holstered.

**PROCEDURE:** Shooter starts at position 1 with hands on window frame and when ready says HO, HO, HO. At the beep with shotgun engage knockdowns S5 ó S8 in any order. Next, with rifle engage rifle targets R4 ó R7 with a Nevada sweep, ex. R4 R5 R6 R7 R6 R5 R4 R5 R6 R7. Last, move through doorway and from porch with pistols engage rifle targets R4 ó R7 with same instructions as the rifle.

**STAGE: 4**

**RC/SO:** 10 RIFLE / 10 PISTOL / 4+ SHOTGUN

**STAGING:** Rifle held at cowboy port arms, pistols holstered, shotgun staged safely.

**PROCEDURE:** Shooter starts standing at barrel with rifle held at cowboy port arms and when ready says HO, HO, HO. At the beep with rifle engage any five rifle targets with a double tap sweep from either direction. Next, move to stall 2 and with pistols engage pistol targets P1 ó P5 with a double tap sweep from either direction. Last, move back to barrel and with shotgun engage knockdowns S1 ó S4 in the following order LOW HIGH LOW HIGH.

**STAGE: 5**

**RC/SO:** 10 PISTOL / 10 RIFLE / 4+ SHOTGUN

**STAGING:** Pistols holstered, rifle staged at position 1, shotgun staged safely


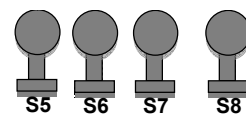

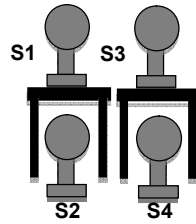
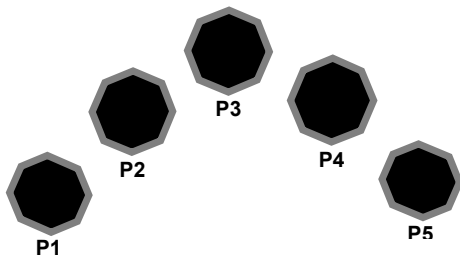
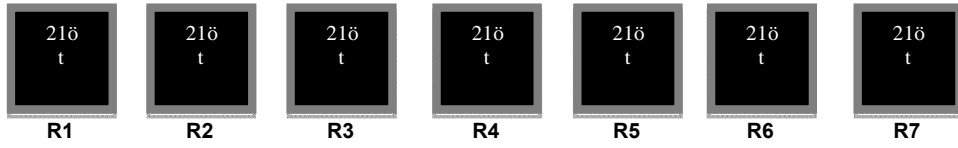
**PROCEDURE:** Shooter starts at position 2 in default and when ready says HO, HO, HO. At the beep with pistols engage the plate rack till all are down, extra rounds to be placed on the dump target D1. At this time clean up plate rack with shotgun if necessary. Next, move to position 1 and with rifle engage rifle targets R1 ó R7 in the following order, R1 R2 R2 R3 R4 R4 R5 R6 R6 R7. Last, move back to position 2 and with shotgun engage knockdowns S5 ó S8 in any order.

**STAGE: 6**

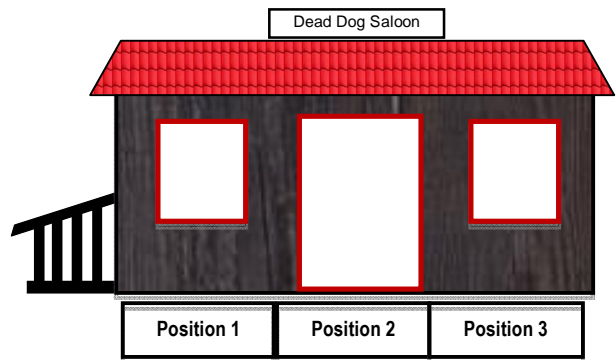
**RC/SO:** 10 PISTOL / 10 RIFLE / 2+ SHOTGUN

**STAGING:** Pistols holstered, rifle and shotgun staged on barrel,

**PROCEDURE:** Shooter starts standing in stall 2 with hands on left & right walls and when ready says òMERRY CHRISTMAS, YOU ALL. At the beep with pistols engage pistol targets P1 ó P5 in the following order, P3 P3 P2 P1 P1 P3 P3 P4 P5 P5. Next, move to barrel and with rifle engage rifle targets R1 ó R7 with 10 rounds all targets must be engaged at least once, **no double taps**. Last, with shotgun engage any two knockdowns.



Stall 2



Note: plate rack in pistol location