

Cavalier Cowboys

Nov. 3, 2019

By Major BS Walker

Thanksgiving Turkeys or Ducks

Its Thanksgiving morning and you find yourself belly up at the bar in a local saloon. Who would of thought that. Anyway, you decide what better way to spend the Thanksgiving holiday than with your favorite gal Miss. Fanny Sway, thanking her for giving. A fine meal would add icing on the cake but Miss. Fanny can't even boil water without burning it. The only way you'll get this meal is if you bring or bake it yourself and that's what you decide to do. You head to the Emporium across the street from the saloon and pick up your future meal. The only problem was you were so late getting to the store that they were out of Turkeys so you had to settle for a Duck. That's OK, roast duck, sweet taters and a can of spiced peaches; now that will make a fine Thanksgiving meal. You throw everything in your saddlebags and mosey back into the saloon for another drink or two or three. A short time later, you stumble out to your horse and guess what, all your vittles are gone. Down at the end of the street you spot three Hombre's standing by a fire pit. One is picking his teeth with a duck bone, one is wiping his lips with a tater sack and the third just threw an empty can in the fire. Well it looks like this Thanksgiving these three turkeys will soon be dead ducks.

Stage: 1

RC/SO: Rifle-10, Shotgun-4+, Pistols-5 each

Pistols holstered, Rifle & Shotgun staged at position 1

Start standing at position 1 any way you want holding the dead duck with both hands and when ready say (You're a dead duck). At the beep with rifle shoot the R1- R5 targets with a Virginia sweep. A Virginia sweep is a Nevada sweep but you must double tap the center R3 target on **one** of the two passes of your choice (one ex. 1,2,3,4,5,4,3,3,2,1). Next, with shotgun shoot the S1- S4 KD's in any order. Last, move to position 2 and with pistols shoot the P1-P5 targets with the same instructions as the rifle.

Stage: 2

RC/SO: Pistols-5 each, Shotgun-2+, Rifle-10, Shotgun-2+

Pistols holstered, Rifle staged at position 1, Shotgun staged safely

Shooter starts standing at position 2 any way they want with hands on pistol(s) and when ready says (You're a dead duck). At the beep with pistols shoot the P1- P5 targets in this order, top, top, bottom, bottom, center, center, bottom, bottom, top, top. Next move to position 1 and with shotgun shoot any two KD's. Then, with rifle shoot the R1- R5 targets outside, outside, inside, inside, center, center, inside, inside, outside, outside. Last, with shotgun shoot the remaining two KD's.

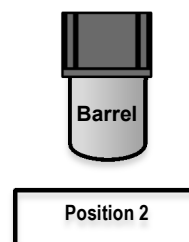
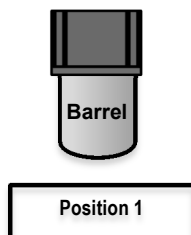
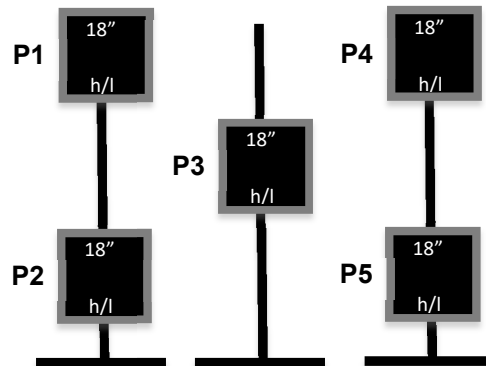
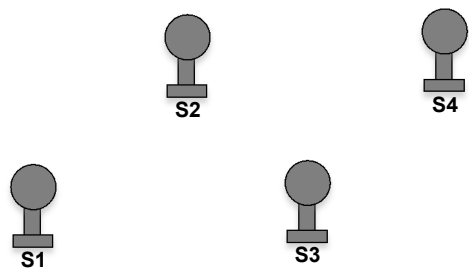
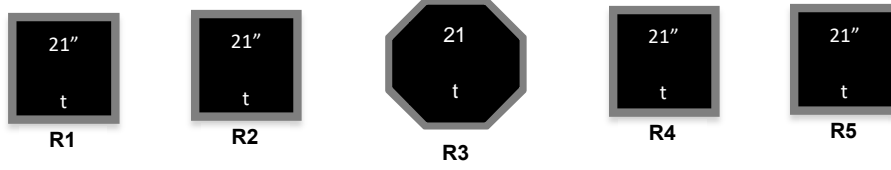
Stage: 3

RC/SO: Shotgun-4+, Rifle-10, Pistols-5 each

Pistols holstered, Rifle & Shotgun staged at position 1

Start standing at position 1 any way you want holding the dead duck with both hands and when ready say (You're a dead duck). At the beep with shotgun shoot the S1- S4 KD's in any order. Next, with rifle shoot the R1- R5 targets by first single taping the center target then single tap the other four targets. Repeat in the exact same order as the first five rounds. Next, with pistols shoot the P1- P5 targets with the same instructions as the rifle. (pistol & rifle do not have to mirror)

Stages: 1,2,3



Stage: 4

RC/SO: Pistols-5 each, Rifle-10, Shotgun-4+

Pistols holstered, Rifle & Shotgun staged on table

Start standing behind table any way you want holding the can of Whoop Ass with both hands and when ready say (I'll open this for yah). At the beep with pistols shoot the P1- P3 targets in this order, 1,2,3,2,2-3,2 1,2 2. Next with rifle shoot the R1- R3 targets with the same instructions as the pistols. Last, with shotgun shoot the S1- S4 KD's in any order.

Stage: 5

RC/SO: Pistols-5 each, Rifle-10, Shotgun-4+

Pistols, Rifle & Shotgun staged on table

Shooter starts standing behind table with both hands on prop not touching a firearm and when ready says (I'll open this for yah). At the beep with pistols shoot the P1- P3 targets by placing five rounds on the center target and alternating five rounds on the two outer targets in any order. Next, with rifle shoot the R1- R3 targets with the same instructions as the pistols. Last with shotgun shoot the S1- S4 KD's in any order.

Stage: 6

RC/SO: Choice of Rifle-10 or Pistols- 5 each first, Shotgun-4+ last

Pistols holstered, Rifle & Shotgun staged at position 2

Start standing at position 2 any way you want with both hands holding the can of Whoop Ass and when ready say (I'll open this for yah). At the beep in shooters choice, with rifle knock down the six plates on the rack then place any remaining rounds on R3 the dump plate. With pistols shoot the left raised pistol KD then place four rounds on the A1 target then shoot the right raised pistol KD followed by four rounds on the A2 target. At this time with shotgun you may now KD any remaining rifle or pistol plates left standing. Last, move to either window position 1 or 3 and shoot the two S- KD's in any order and then move to the other window and shoot the other two remaining S- KD's in any order. (misses - on plates left standing & dump plate)

Stages: 4,5,6

