

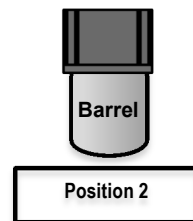
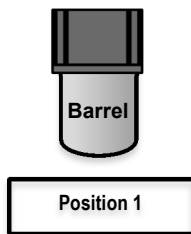
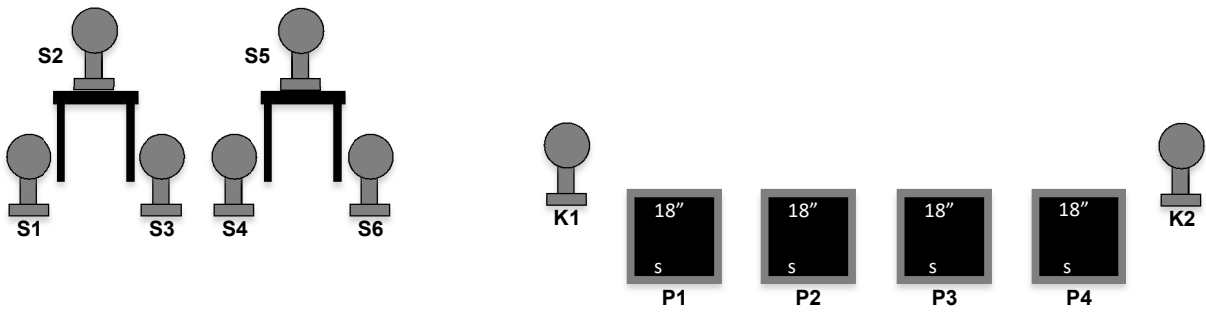
Cavalier Cowboys

July 7, 2019

By; Major BS Walker

“Have Some Peanuts”

While riding up top on the stage, an old gunslinger offers the stage driver some peanuts. The driver's happy to take some and after eating several handfuls, he asked the old fella why he isn't having any. The old man said he doesn't have any teeth so he can't eat peanuts. The driver asks, “Then why do you buy them at all”. The old man replied, “I just love the chocolate they were covered in”. That's what started the gunfight.



Stage: 1

Setup: 10/ 10/ 4+ Pistols holstered, Rifle staged at position 1, Shotgun staged at position 1
Order: P, R, S

Procedure: Shooter starts standing at position 2 with hands on pistol(s) and when ready says "You have some chocolate on your lip". At the beep with pistols shoot at the P1- P4 targets 1,2,2,3,3,3,4,4,4,4. Next, move to position 1 and with rifle shoot at the R1- R4 targets in the same order as the pistols. Last, with shotgun shoot at two upper and two lower KD's in any order.

Stage: 2

Setup: 10/ 10/ 6+ Pistols holstered, Rifle staged at position 2, Shotgun staged at position 1
Order: S, R, P

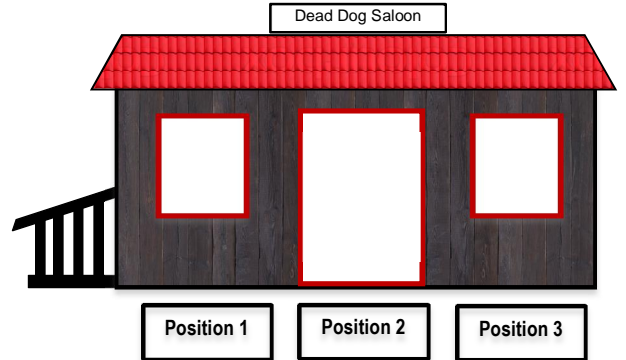
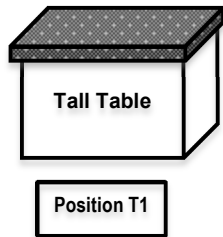
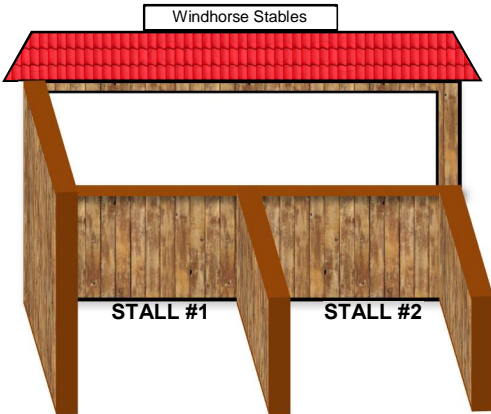
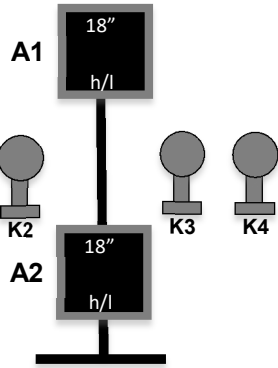
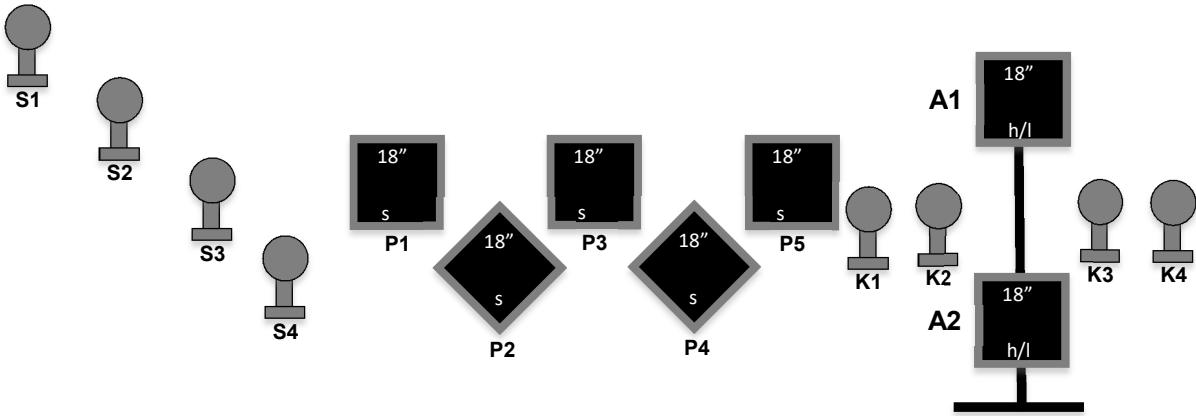
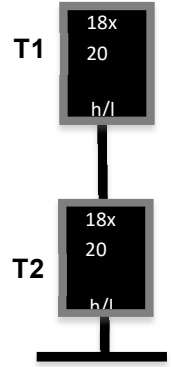
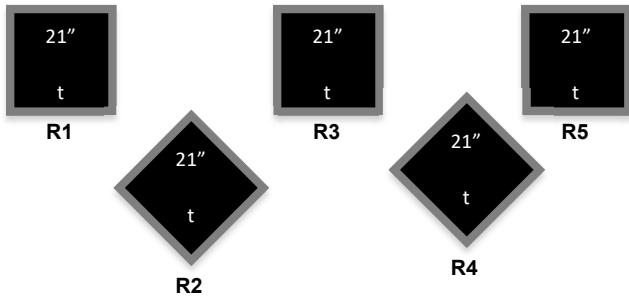
Procedure: Start standing at position 1 holding the napkin in both hands and when ready say "You have some chocolate on your lip". At the beep drop the napkin and with shotgun shoot at the six KD's in any order. Next, move to position 2 and with rifle shoot at the R1- R4 targets 1,1,1,2,2- 4,4,4,3,3. Last, with pistols shoot at the P1- P4 targets in the same order as the rifle.

Stage: 3

Setup: 10/10/2+ Pistols holstered, Rifle staged at position 2, Shotgun staged at position 2. A stand and deliver.

Order: R, S, P

Procedure: Shooter starts standing at position 2 with both hands on the prop and when ready says "You have some chocolate on your lip". At the beep with rifle shoot at the R1- R4 targets 1,2,3,4,4- 1,1,2,3,4. Next, with shotgun shoot at the two KD's in any order. Last, with pistols shoot at the P1- P4 targets in the same order as the rifle.



Stage: 4

Setup: 10/ 10/ 4+ Pistols holstered, Rifle staged in Stall 2, Shotgun also staged in Stall 2
Order: P, S, R, S

Procedure: Shooter starts standing at position T1 holding the peanuts with both hands and when ready says "Have some peanuts". At the beep with pistols shoot at the P1- P5 targets by single tapping two squares then triple tap a diamond. Repeat instructions with all targets engaged (an ex. 1,3,2,2,2- 3,5,4,4,4). Next, move to stall 2 and with shotgun shoot at any two KD's in any order. Then, with rifle shoot at the R1- R5 targets with the same instructions as the pistols. Last, with shotgun shoot at the other two KD's in any order.

Stage: 5

Setup: 10/ 10/ 2+ Pistols holstered, Rifle held at position T1, Shotgun staged at position T1. A stand and deliver. You're starting to get tired. **Order:** R, S, P

Procedure: Start standing at position T1 with rifle pointed safely down range and when ready say "Have some peanuts". At the beep with rifle shoot at the R1- R5 targets by first shooting a five shot Nevada sweep on the three square targets then alternate five rounds on the two diamonds (an ex. 1,3,5,3,1,2,4,2,4,2). Next, with shotgun shoot at the S4 and K1 KD's in any order. Last, with pistols shoot at the P1- P5 targets with the same instructions as the rifle.

Stage: 6

Setup: 10/ 10/ 4+ Pistols, Rifle and Shotgun are all staged at position 2 and will be shot seated. You're all tuckered out now so have a seat. **Order:** P, R, S

Procedure: Shooter starts sitting at position 2 holding the peanuts with both hands and when ready says (Have some peanuts). At the beep with pistols shoot at the A1 & A2 targets 1,2,2,1,2- 1,2,2,1,2. Next, with rifle shoot at the T1 & T2 targets the same as the pistols. Last, with shotgun shoot at the four KD's in any order.

"Time for Some Vittles, or a Nap"