

CAVILER COWBOYS PRESENT THE SECOND ANNUAL COWBOY CHILI COOKOFF MATCH

11-04-2018

STAGES WRITTEN BY SMACKWATER

STAGE: 1

SCENARIO: 10 RIFLE / 4+ SHOTGUN / 10 PISTOL

STAGING: Rifle held at cowboy port arms, shotgun staged on the table, pistols holstered.

PROCEDURE: Shooter starts at the table with rifle held at cowboy port arms and when ready says "DAM THAT'S HOT". At the beep with rifle engage the rifle targets in a progressive sweep from left to right. (ex. R1 R1 R2 R1 R2 R3 R1 R2 R3 R4). Next, with shotgun engage the S1 thru S4 knockdown targets in any order. Last, move to hay bale and engage the pistol targets in a regressive sweep from right to left. (ex. P4 P4 P3 P4 P3 P2 P4 P3 P2 P1)

STAGE: 2

SCENARIO: 10 PISTOL / 2+ SHOTGUN / 10 RIFLE / 4+ SHOTGUN

STAGING: Pistols holstered, shotgun staged on the horse, rifle staged on the table.

PROCEDURE: Shooter starts standing at the hay bale with hands on pistol/pistols and when ready says "DAM THAT'S HOT". At the beep engage the pistol targets in this order, P2 P3 P1 P4 P2 P3 P1 P4 P2 P3. Next, move to horse and with shotgun engage the S5 and S6 knockdown targets in any order. Next, move to table and with rifle engage rifle targets with the same instructions as pistol. Last, with shotgun engage the S1 thru S4 knockdowns in any order.

STAGE: 3

SCENARIO: 2+ SHOTGUN 10 RIFLE / 10 PISTOL

STAGING: Shotgun staged on the horse, rifle staged safely, pistols holstered.

PROCEDURE: Shooter starts standing at horse holding pot with both hands and when ready says "YOU ATE ALL THE CHILI". At the beep with shotgun engage the S5 and S6 knockdown targets from left to right. Next, move to hay bale and with rifle engage rifle targets with 10 rounds, each target must be engaged at least twice. Last, with pistols engage pistol targets with same instructions as the rifle.

STAGE: 4

SCENARIO: 10 RIFLE / 2+ SHOTGUN / 10 PISTOL

STAGING: Shotgun, rifle, and pistols staged in stall 2

PROCEDURE: Shooter starts in stall 2 with hands on stomach and when ready says "DO YOU LIKE BEER". At the beep engage rifle targets R1, R2, and R3 in the following order R1 R2 R2 R3 R2 R2 R1 R2 R2 R3. Next, with shotgun engage the S1 & S2 knockdown targets in any order. Last, with pistols engage pistol targets P1, P2, and P3 with same instructions as rifle.

STAGE: 5

SCENARIO: 4+ SHOTGUN / 10 RIFLE / 10 PISTOL

STAGING: Shotgun staged at position 1, rifle staged safely, pistols holstered

PROCEDURE: Shooter starts standing at position 1 with hands on window frame and when ready says "DO YOU LIKE BEER". At the beep engage the S3 and S4 knockdown targets in any order. Next, move to position 3 and engage the S5 and S6 knockdown targets in any order. Next, move to position 2 and with rifle engage rifle targets R4 thru R9 in the following order R4 R5 R7 R6 R8 R9 R7 R6 R4 R5. Last, with pistols engage pistol targets P4 thru P8 in a WVa. sweep starting from either end. (ex. P4 P5 P6 P7 P8 P8 P7 P6 P5 P4)

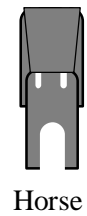
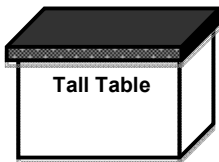
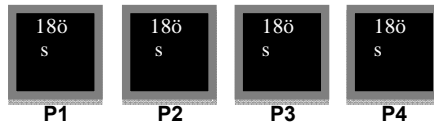
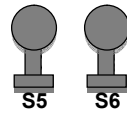
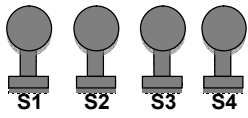
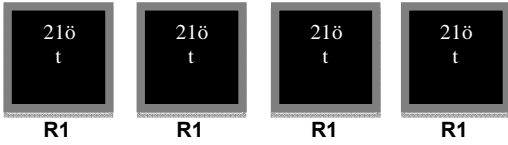
STAGE: 6

SCENARIO: 10 PISTOLS / 10 RIFLE / 4+ SHOTGUN


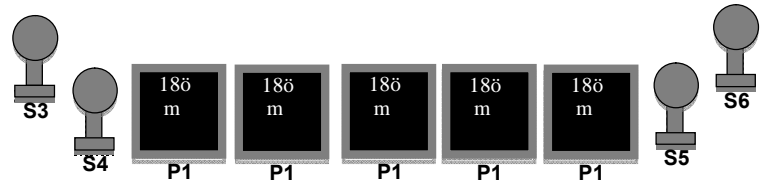
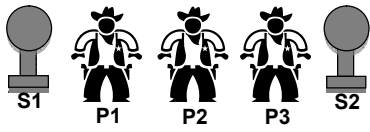
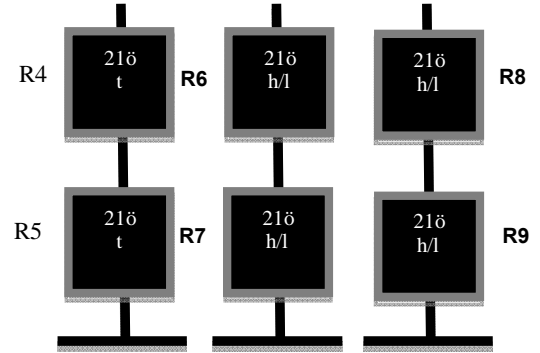
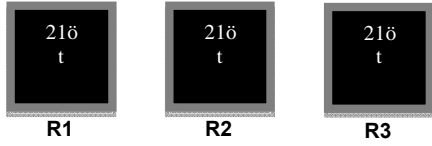
STAGING: Pistols holstered, rifle and shotgun staged at position 2

PROCEDURE: Shooter starts standing at position 2 holding bucket with both hands and when ready says "YOU DRANK ALL THE BEER". At the beep set bucket down and with pistols engage the 5 pistol targets with a double tap sweep. Next, with rifle engage any 5 rifle targets with a double tap on each. Last, with shotgun engage the 4 knockdown targets in any order.

STAGES: 1, 2 & 3



STAGES: 4, 5 & 6



Stall 1 Stall 2

