

# Cavalier Cowboys

Oct. 7, 2018

By: Major B.S. Walker

## **“Ripsaw”**

(Based on the Cheyenne Show)

Ripsaw, Ripsaw

Where will you be sleep'en tonight

One man got a plan

and he's always thoughtful and bright


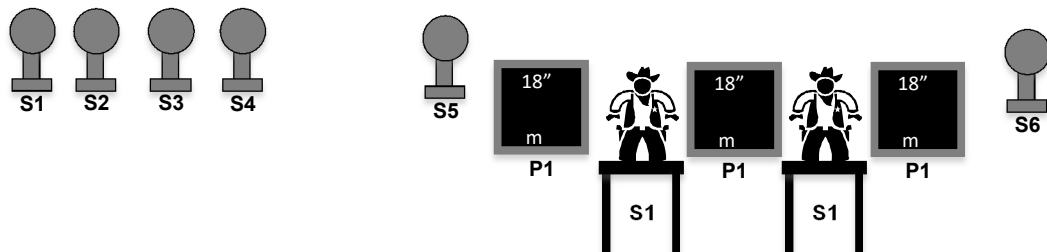
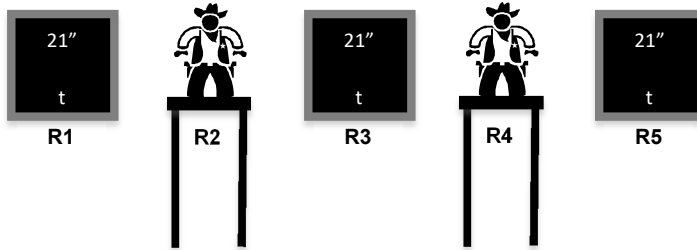
One day we all hope to see

Him at his best

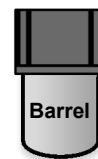
Beating B S, beating B S

Ripsaaaaaw

STAGES: 1, 2 & 3



Position 1



Position 2

### **STAGE: 1**

RC/SO: Rifle-10, Shotgun- 4+, Pistols-5 each, Shotgun-2+

Pistols holstered, Rifle & Shotgun staged at position 1

Shooter starts standing between cacti with hands on one or both cacti and when ready says (R.I.P.). At the beep with rifle shoot at all five R targets with a 2-1-2 sweep from the left then a 2-1-2 sweep from the right. Next, with shotgun shoot at the S1 – S4 targets in any order till down (make up standing R targets at this time with shotgun if needed and take with you) Move to position 2 and with pistols shoot at the five P targets with the same instructions as the rifle. Then, with shotgun shoot at the S5 & S6 targets in any order till down (make up any standing P targets with shotgun at this time).

### **STAGE: 2**

RC/SO: Shotgun-4+, Rifle-10, Pistols-5 each

Pistols holstered, Rifle & Shotgun staged at position 1

Start standing at position 1 with hands on hat/head and when ready say (R.I.P.). At the beep with shotgun shoot at the four S targets in any order till down. Next, with rifle shoot at the five R targets with a five shot sweep starting on R1, then starting on R1 again shoot a five shot Nevada sweep on R1, R3 and R5. (Note: After the first three shots of the Nevada sweep you may engage any remaining rifle KD's left standing in order with one shot each if needed). (Standing KD's count as misses not number of attempts). Last, move to position 2 and with pistols shoot at the five P targets with the same instructions as the rifle.

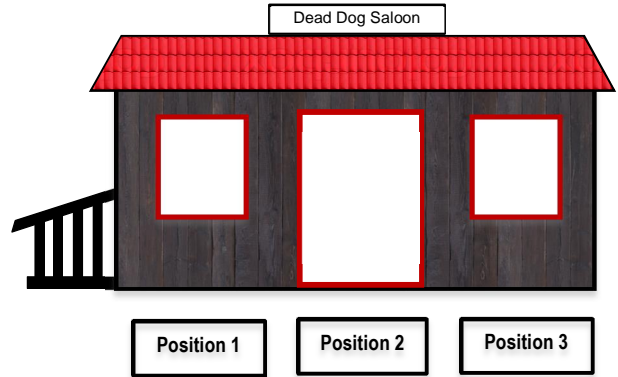
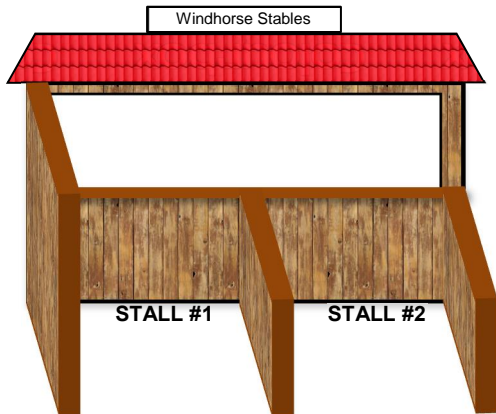
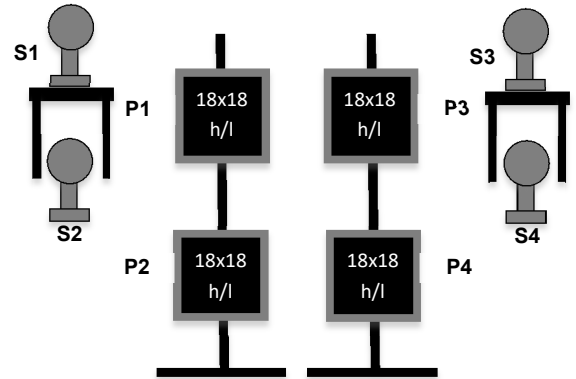
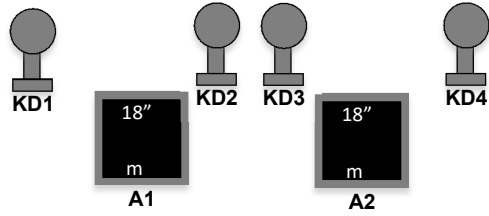
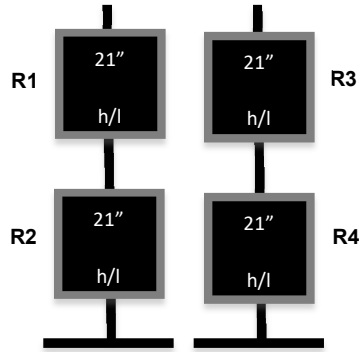
### **STAGE: 3**

RC/SO: Pistols-5 each, Rifle-10, Shotgun-4+

Pistols holstered, Rifle & Shotgun staged at position 1

Shooter starts standing at position 2 holding Dynamite with both hands and when ready says (R.I.P.). At the beep with pistols shoot at targets P1, P3 and P5 by triple tapping the center target then single tap the two outside targets. Repeat instructions. Next, move to position 1 and with rifle shoot at targets R1, R3 and R5 with the same instructions as the pistols. Last, with shotgun shoot at the four S targets in any order till down.

# STAGES: 4, 5 & 6



**STAGE: 4**

RC/SO: Shotgun-4+, Rifle-10, Pistols-5 each

Pistols holstered, Rifle staged at position 1, Shotgun held at position 3

Shooter starts standing at position 3 with shotgun held at Port Arms and when ready says (Saw on This). At the beep with shotgun shoot at the S3 and S4 targets in any order till down. Move to position 1 and with shotgun shoot at the S1 and S2 targets in any order till down. Next, with rifle shoot at the four R targets in this order ( 1, 3, 1, 2, 4 – 3, 1, 3, 4, 2). Last, move to position 2 and with pistols shoot at the four P targets with the same instructions as the rifle.

**STAGE: 5**

RC/SO: Pistols-5 each, Rifle-10, Shotgun- 4+

Pistols, Rifle and Shotgun all staged in Stall 2

Start standing in stall 2 holding the bag of gold with both hands at chest height and when ready say (Saw on This). At the beep with pistols shoot at the two A targets by placing five rounds on one then place five rounds on the other. Replace or holster. Next, with rifle place five rounds on the F1 target then place five more rounds on the F1 target. Last, with shotgun shoot at the four KD targets inside, inside, outside, outside till down.

**STAGE: 6**

RC/SO: Rifle-10, Pistols-5 each, Shotgun- 4+

Pistols holstered, Rifle staged at position 1, Shotgun staged at position 2

Shooter starts standing at position 1 with hands on window frame at chest height and when ready says (Saw on This). At the beep with rifle shoot at the four R targets in this order ( 1, 4, 2, 3, 1, 4, 2, 3, 1, 4). Next, move to position 2 and with pistols shoot at the four P targets with the same instructions as the rifle. Last, with shotgun shoot at the four S targets in any order till down.