

Cavalier Cowboys

Sunday - August 5, 2018

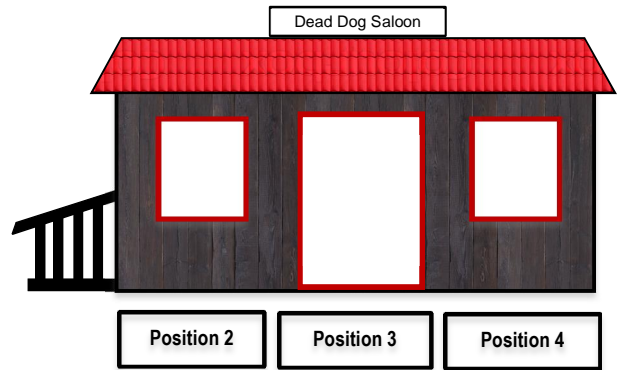
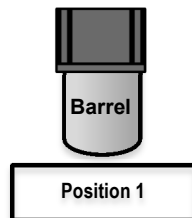
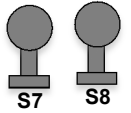
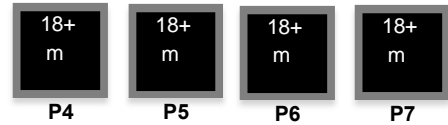
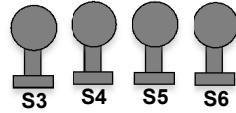
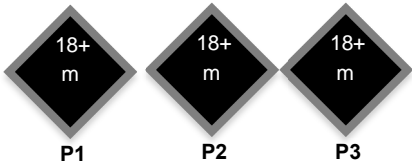
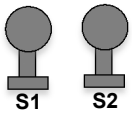
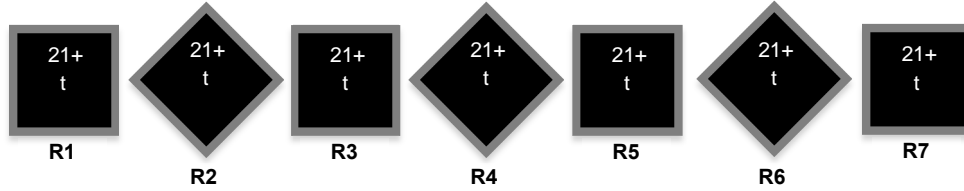
Stages written by: Smackwater

“IT’S A GOOD DAY FOR A HANGING”

Although Judge Roy Bean was known as the hanging judge, that title goes to Isaac Parker of Fort Smith, Arkansas, who sentenced 172 men to hang and actually strung up 88 of them. In his book “Judge Roy Bean Country,” Jack Skiles says that although Bean threatened to hang hundreds, “there’s no evidence to suggest that Judge Roy Bean ever hung anybody.”

Cavalier Cowboys

Sunday - August 5, 2018



Cavalier Cowboys

Sunday - August 5, 2018

Stages written by: Smackwater

STAGE 1

ROUND COUNT: Pistols-5 each, Rifle-10, Shotgun-2+

SHOOTING ORDER: Rifle, Pistols, Shotgun

STAGING: Rifle staged at position 1 Barrel, Pistols holstered, Shotgun staged safely.

PROCEDURE: Shooter starts at position 1 with hands in the default position and when ready says ***"IT'S A GOOD DAY FOR A HANGING"***. At the beep with rifle engage rifle targets R1 thru R7 in this order, sweep from left to right, single tap the square targets. Double tap the diagonal targets. (ex. R1,R2,R2,R3,R4,R4,R5,R6,R6,R7). Next, move to stall 2 and engage pistol targets P1 P2 P3 in this order, triple tap P1, double tap P2, triple tap P3, double tap P2 (ex. P1,P1,P1,P2,P2,P3,P3,P3,P2,P2). Last, with shotgun engage S1 and S2 knockdown targets in any order.

STAGE 2

ROUND COUNT: Pistols-5 each, Rifle-10, Shotgun-4+

SHOOTING ORDER: Rifle, Pistols, Shotgun

STAGING: Rifle staged at position 2, Pistols holstered, Shotgun staged at position 3

PROCEDURE: Shooter starts at Position 2 with hands on hat or head and when ready says, ***"IT'S A GOOD DAY FOR A HANGING"***. At the beep engage the square rifle targets R1 R3 R5 R7 in a *NEVADA SWEEP* from either direction. (ex. R1,R3,R5,R7,R5,R3,R1,R3,R5,R7). Next, move to Position 3 and with pistols engage the pistol targets P4 thru P7 with a Nevada sweep from either direction. (ex. P4,P5,P6,P7,P6,P5,P4,P5,P6,P7). Last, with shotgun engage knock down targets S5 S6 S7 S8 in any order

STAGE 3

ROUND COUNT: Pistols-5 each, Rifle-10, Shotgun-4+

SHOOTING ORDER: Pistols, Rifle, Shotgun

STAGING: Rifle staged in stall 2, Pistols holstered, Shotgun staged in stall 2

PROCEDURE: Shooter starts standing in stall 2 with hands on pistol or pistols and when ready says ***“IT’S A GOOD DAY FOR A HANGING”***. At the beep with pistols engage targets P1 P2 P3 in this order (P2 P1 P3 P2 P1 P3 P2 P1 P3 P2). Next, with rifle engage targets R1 R2 R3 with same instructions as the pistols. Last, with shotgun engage knock down targets S1 S2 S3 S4 in any order.

STAGE 4

ROUND COUNT: Pistols-5 each, Rifle-10, Shotgun-4+

SHOOTING ORDER: Shotgun, Rifle, Pistols

STAGING: Rifle staged at position 1 Barrel, Pistols holstered, Shotgun at Port Arms

PROCEDURE: Shooter starts at position 1 with shotgun at Port Arms and when ready says ***“IT’S A GOOD DAY FOR A HANGING”***. At the beep engage knock down targets S3 thru S6 in this order, inside, inside, outside, outside. Next, with rifle engage diagonal rifle targets R2 R4 R6 in a *West Virginia Sweep* from either direction. (ex. R2,R4,R6,R6,R4,R2,R2,R4,R6,R6). Last, move to stall 2 and with pistols engage targets P1 P2 P3 with same instructions as the rifle.

STAGE 5

ROUND COUNT: Pistols-5 each, Rifle-10, Shotgun-2+

SHOOTING ORDER: Rifle, Pistols, Shotgun

STAGING: Rifle staged at position 4, Pistols holstered, Shotgun staged at position 4

PROCEDURE: Shooter starts standing at Position 4 with hands in the default position and when ready says ***“IT’S A GOOD DAY FOR A HANGING”***. At the beep with rifle, engage targets R4 R5 R6 R7 in a progressive sweep from right to left. (ex.R7,R6,R6,R5,R5,R5,R4,R4, R4,R4). Next, move to position 3 and with pistols engage targets P4 P5 P6 P7 with same instructions as the rifle. Last, move back to position 4 and with shotgun engage knock down targets S7 & S8 in any order.

STAGE 6

ROUND COUNT: Pistols-5 each, Rifle-10, Shotgun-6+

SHOOTING ORDER: Shotgun, Pistols, Rifle, Shotgun

STAGING: Rifle staged at position 1 Barrel, Pistols holstered, Shotgun staged in stall 2

PROCEDURE: Shooter starts standing in stall 2 with hands in the default position, and when ready says ***“IT’S A GOOD DAY FOR A HANGING”***. At the beep with shotgun engage knockdown targets S1 & S2 in any order. Next, with pistols engage P1 P2 P3 with 10 rounds. Then, move with safe shotgun to position 1 and with rifle engage any 3 rifle targets with 10 rounds. Last, with shotgun engage knockdown targets S3 S4 S5 S6 in any order.