

# Cavalier Cowboys

July 11, 2018

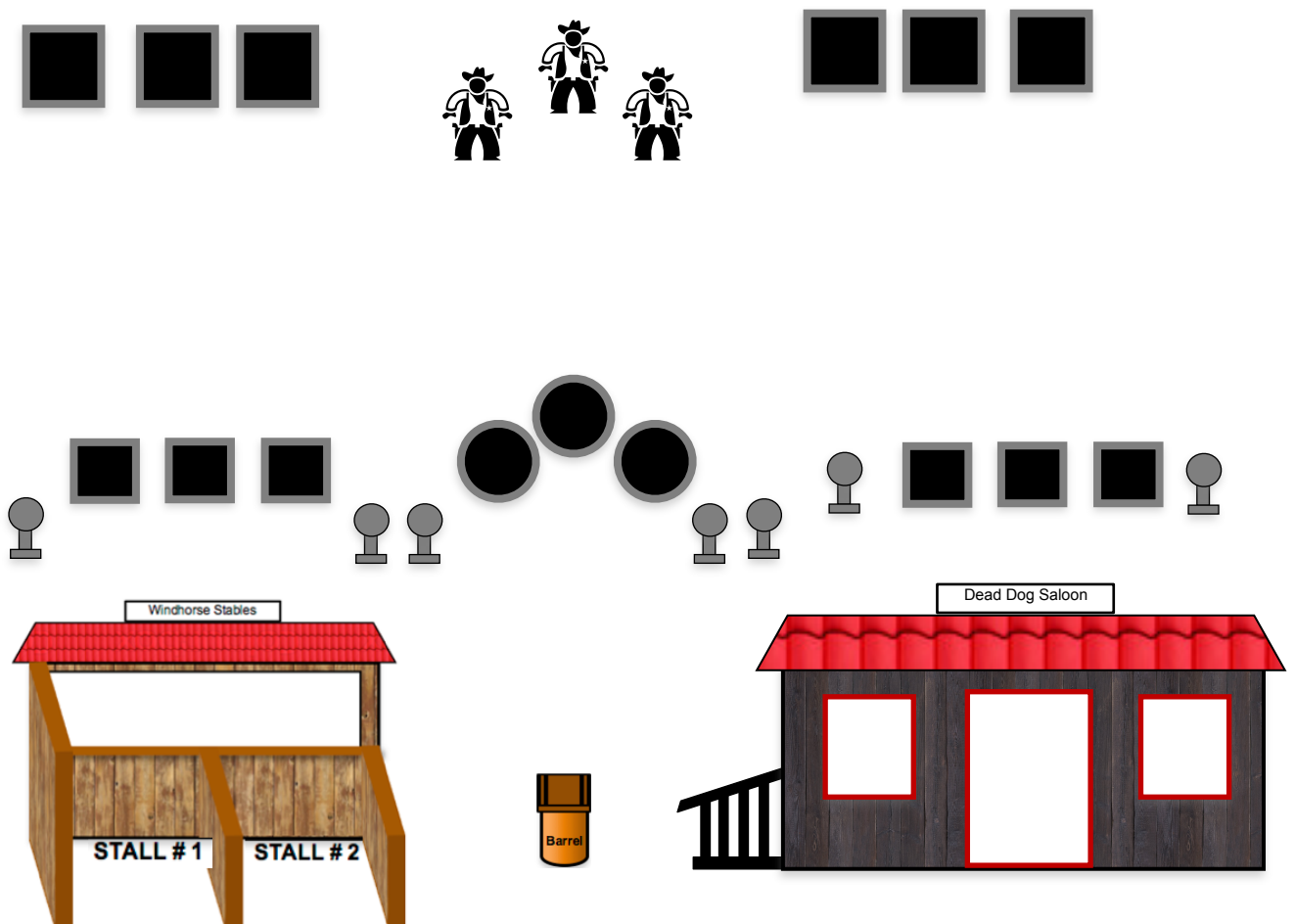
By: Cockroach

## Stage 1

Round count / Shooting order: R-10, P-10, S-3+

Pistols holstered, Rifle & Shotgun staged in stall 2

Shooter starts standing in Stall 2 and when ready say "Ready". At the beep, Shoot the three left rifle targets in a Nevada sweep, either direction. Then, shoot the three center rifle targets in a Nevada sweep, either direction. Shoot the three left pistol targets in a Nevada sweep - twice, either direction. Shoot the three shotgun targets.

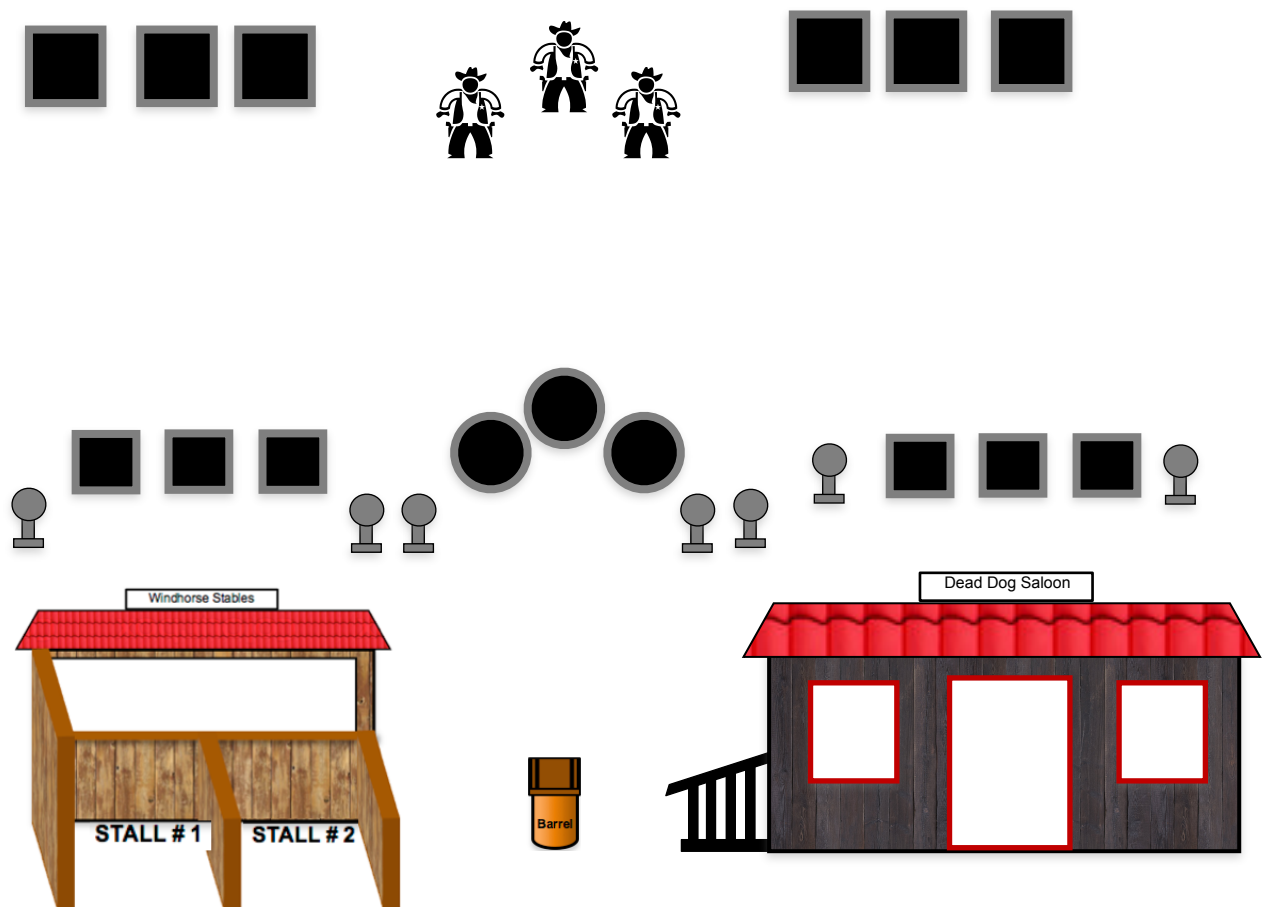


## Stage 2

Round count / Shooting order: S-2+, R-10, P-10

Pistols holstered, Rifle & Shotgun staged in doorway

Shooter starts standing in doorway and when ready say "Ready". At the beep, shoot the two shotgun targets. Shoot the three right rifle targets 3-4-3, either direction. Shoot the three right pistol with same instructions as rifle.

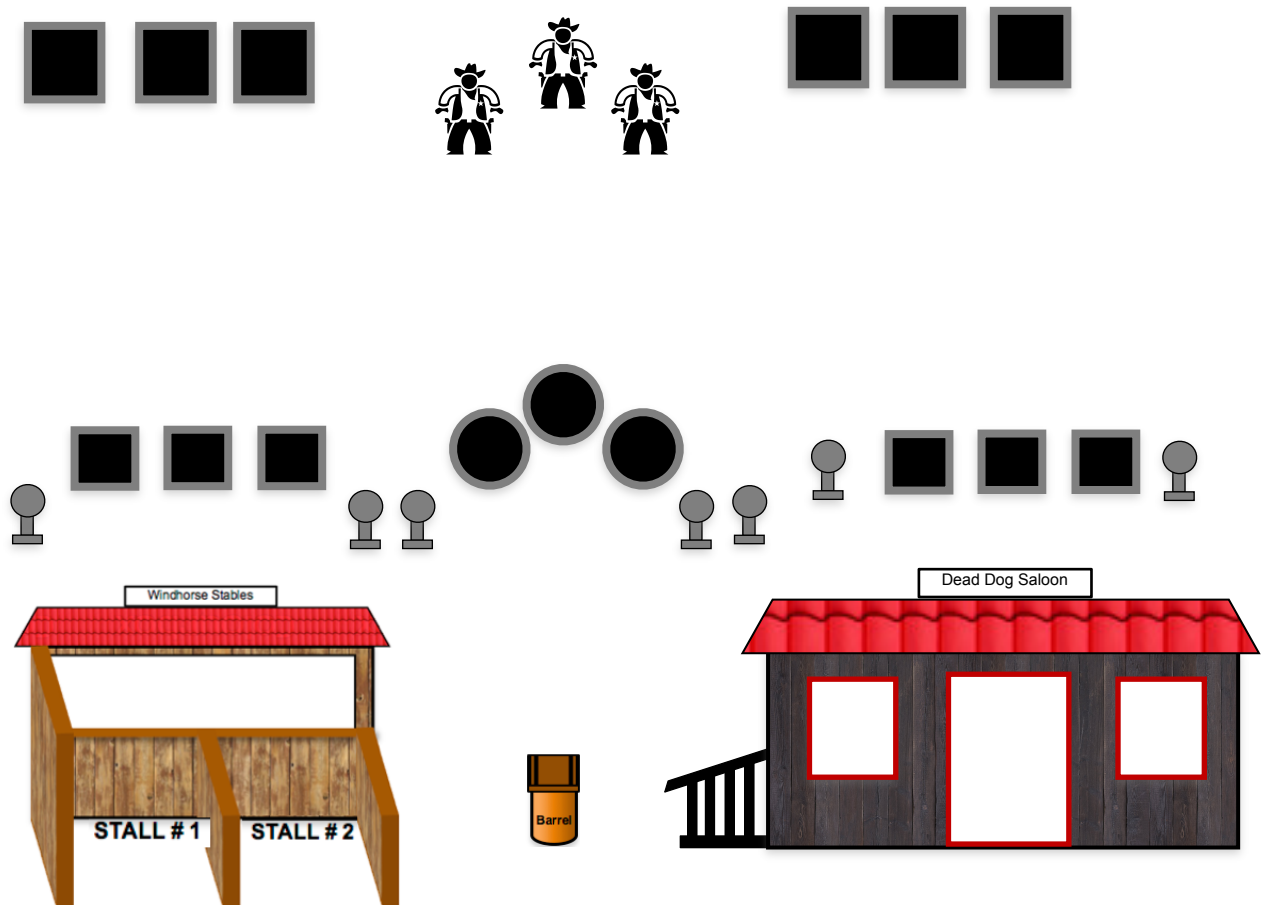


### Stage 3

Round count / Shooting order: R-10, P-10, S-4+

Pistols holstered, Rifle held safely and shotgun staged on Barrel.

Shooter starts standing in Stall 1 with rifle held safely and when ready say "Ready". At the beep, shoot the three left rifle targets 1-1-3 - twice, from the same direction. Move to Stall 2, Shoot the three left pistol targets 1-1-3 from either direction. Move to Barrel, shoot the three center pistol targets 1-1-3 from either direction. Shoot the four shotgun targets.

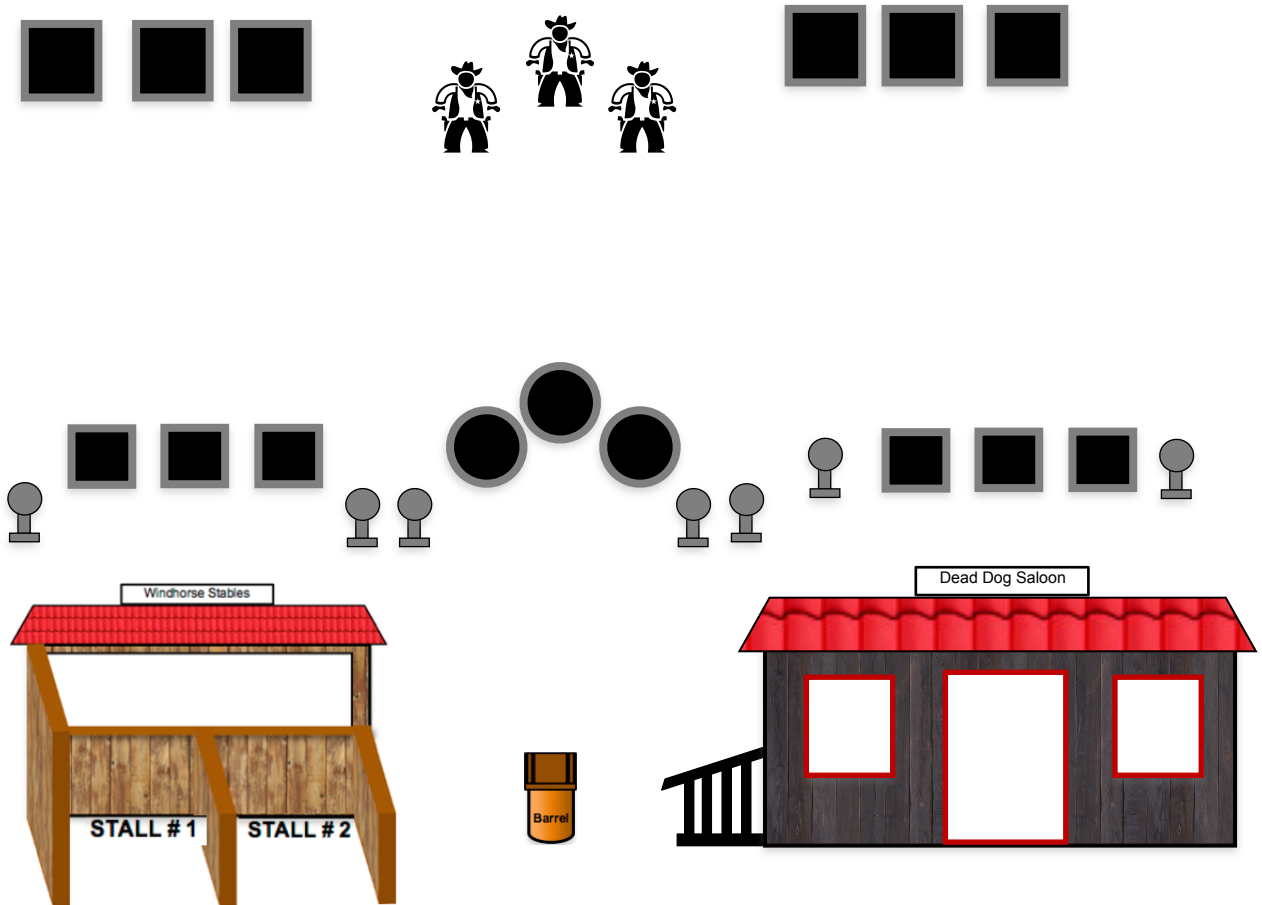


## Stage 4

Round count / Shooting order: S-4+, R-09, P-10

Pistols holstered, Rifle and shotgun are staged at Barrel.

Shooter starts standing at Barrel and when ready say "Ready". At the beep, shoot the four shotgun targets. Shoot the nine rifle targets. Move to doorway. Shoot the three pistol targets - three times each - with nine rounds. Shoot any rifle target with 10th round.

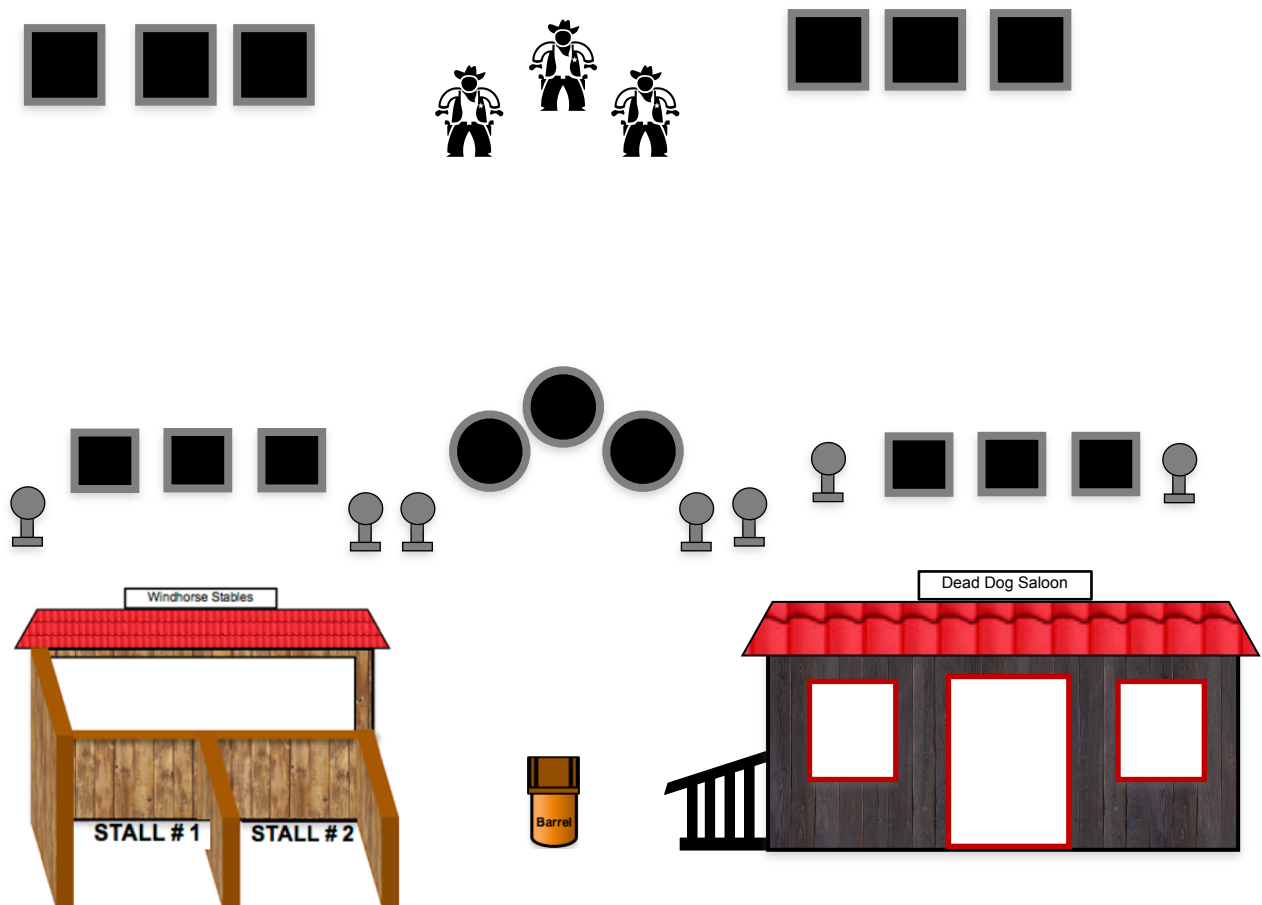


## Stage 5

Round count / Shooting order: P-10, R-10, S-2+

Pistols holstered, Shotgun and Rifle staged in left window

Shooter starts standing at Barrel and when ready say "Ready". At the beep, shoot the three center pistol targets with two rounds each and then sweep the three center pistol targets 1-2-1. (no triple taps). Move to left window, shoot the three center rifle targets with two rounds each and then sweep the three right rifle targets 1-2-1. Shoot the shotgun target. Move to right window. Shoot the shotgun target.



## Stage 6

Round count / Shooting order: S-4+, R-10, P-10

Pistols holstered, Rifle is staged in doorway and shotgun is staged in right window

Shooter starts standing at right window and when ready say "Ready". At the beep, shoot the shotgun target. Move to doorway, shoot the three shotgun targets. Shoot the three right rifle targets with 10 rounds. Shoot the three right pistol targets with 10 rounds.

