

Cavalier Cowboys Match

Feb. 04, 2018

“Do anything”

By: Major B.S. Walker

It's almost dark, the wind is blowing and snow is falling just about as hard as it can and not be called a blizzard. But, you're as snug as a bug in a rug as you sit there in a rocking chair with your feet propped up on a couple of potato sacks next to the wood stove at the stage depot. All of a sudden the door flies open and in walks three men each wearing chains with a fourth man behind them holding a pistol in one hand and a shotgun in the other. The fourth man you know, it's the bounty hunter BS Talker. He turns to you and says let me introduce you to the worst of the worst, law men that have gone bad. On the left is Misery Marshall, in the center is Boartoothed and to the right is Kid Atfault. There all gonna hang. Talker then throws you his shotgun and says keep this on them while I go to the outhouse. As he's walking out the door he tells you, if anyone takes more than a step shoot'em. No, if anyone starts to move kind of funny shoot'em. I take that back, if anyone does anything shoot'em.

Cavalier Cowboys Match

STAGE: 1

Round Count/ Shooting Order: Rifle-10, Pistols-5 each, Shotgun-4+

Staging: Pistols holstered, Rifle staged at position 1, Shotgun staged in stall 2

Procedure: Shooter starts standing at position 1 holding pop gun with both hands pointed down range and when ready pops gun. At the beep set pop gun down and with rifle shoot at R1 thru R5 starting from either end with a W. VA. sweep (one ex. R1,2,3,4,5,5,4,3,2,1). Next, move to stall 2 and with pistols shoot at A1 thru A3 with a continuous W. VA. sweep. Last, with shotgun shoot at the four KD's in any order.

STAGE: 2

Round Count/Shooting Order: R-10, P's-5 each, S-4+ (No order but rifle can't be last)

Staging: Pistols, Rifle, Shotgun all staged in stall 2

Procedure: Start standing in stall 2 with pop gun held with both hands pointed down range and when ready pop gun. At the beep set pop gun down and starting with any weapon shoot at these targets in this way. With rifle, shoot at R1 thru R3 starting on either end with two 2, 1, 2 sweeps from the same direction. With pistols, shoot at A1 thru A3 with the same instructions as the rifle. With shotgun, shoot at the four KD's in any order. (Rifle cannot be last).

STAGE: 3

Round Count/Shooting Order: Pistols-5 each, Rifle-10, Shotgun-4+

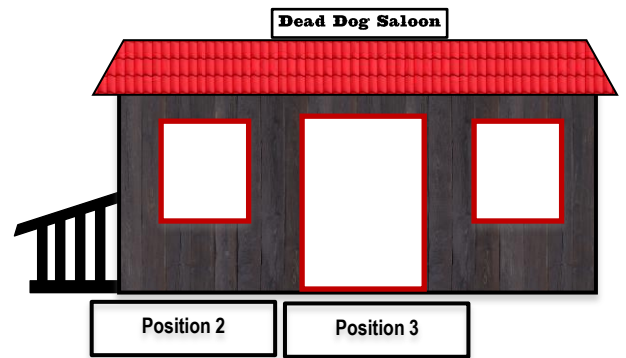
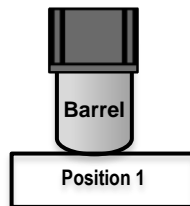
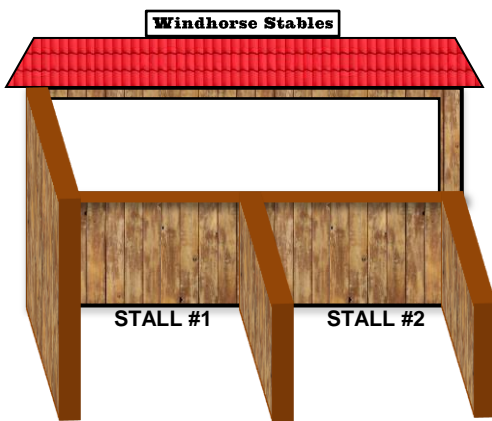
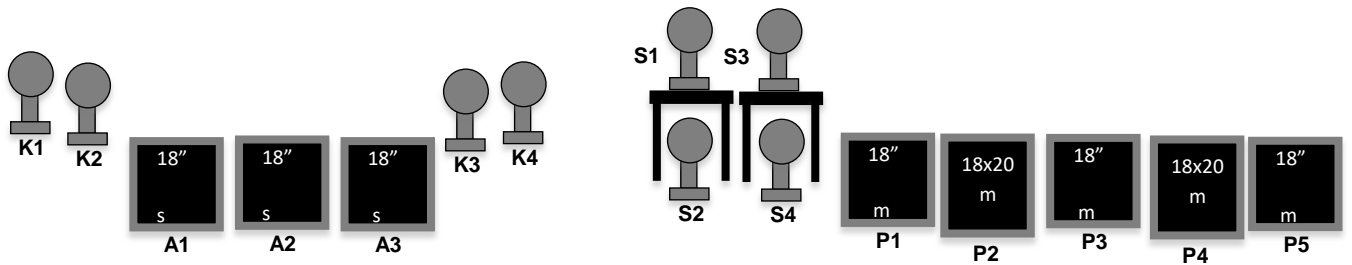
Staging: Pistols holstered, Rifle and Shotgun staged at position 1

Procedure: Shooter starts standing in stall 2 holding pop gun with both hands pointed down range and when ready pops gun. At the beep set pop gun down draw pistols and shoot at A1 thru A3 with two separate five shot Nevada sweeps with the first starting on either end then the second starting on the center target (one ex. A1,2,3 2,1 - 2,3,2,1,2). Next, move to position 1 and with rifle shoot at R1 thru R5 starting from either end with a five shot sweep then shoot a five shot Nevada sweep starting on the center target on the three inside targets R2 thru R4 (one ex. R1,2,3,4,5 - 3,4,3,2,3). Last, with shotgun move to the base of the steps and shoot at the four right S-KD's in any order. (Must be in touching distance of the step railing).

Cavalier Cowboys Match

Feb. 04, 2018

ALL STAGES



Cavalier Cowboys Match

STAGE: 4

Round Count/ Shooting Order: Shotgun-4+, Rifle-10, Pistols-5 each

Staging: Pistols holstered, Rifle and Shotgun staged at position 2

Procedure: Shooter starts standing at position 2 with hands on window frame and when ready says “don’t move”. At the beep with shotgun shoot at the four KD’s in any order. Next, with rifle shoot at R1 thru R5 in this order, R3, 2, 1, 2, 3 – 3, 4, 5, 4, 3. Last, move to position 3 and with pistols shoot at P1 thru P5 with the same instructions as the rifle.

STAGE: 5

Round Count/Shooting Order: Rifle-9, Shotgun-4+, Pistols-5 each

Staging: Pistols holstered, Rifle staged at position 1, Shotgun staged at position 2

Procedure: Start standing at position 1 with rifle held at cowboy port arms loaded with 9 rounds and when ready say “don’t move”. At the beep with rifle shoot at R1 thru R5 in this order, center, inside, center, other inside, center, outside, center, other outside, center (one ex. R3, 2, 3, 4, 3, 1, 3, 5, 3). Next, move to position 2 and with shotgun shoot at the four KD’s in any order. Last, move to position 3 and with pistols shoot at P1 thru P5 with the same instructions as the rifle then place the tenth round on R5

STAGE: 6

Round Count/Shooting Order: Pistols-5 each, Rifle-10, Shotgun-4+

Staging: Pistols holstered, Rifle and Shotgun staged at position 2

Procedure: Shooter starts standing at position 3 with hands on pistol-pistols and when ready says “don’t move. At the beep draw pistols and shoot at P1 thru P5 in this order (P1, 3, 5, 4, 2) then repeat. Next, move to position 2 and with rifle shoot at R1 thru R5 with the same instructions as the pistols. Last, with shotgun shoot at the four KD’s in any order.