

Cavalier Cowboys

June 4, 2017

By: Major B.S. Walker

Little known people of the Old West

“ Smackwater “

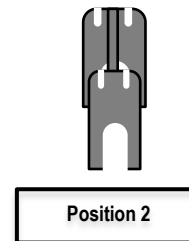
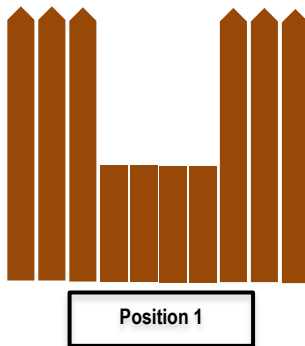
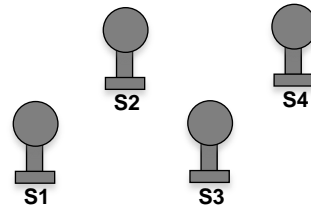
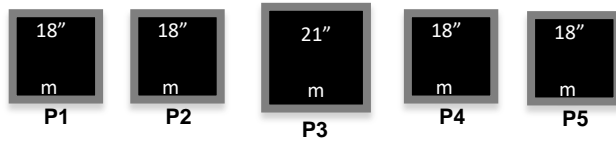
Smackwater was born Guy S. Bailey in the foothills of Tennessee in the late eighteen forties. Guy acquired his nickname Smackwater as an infant because he hated taking a bath so much, every time he was put into a tub, or any water, he would smack both his hands simultaneously on top of the water several times in disgust. He even did this his entire adult life. Smackwater left home and went west as so many young men did at the time to find a new life and he found his driving cattle. He never actually drove cattle but instead worked on cattle drives as the cook. The cowboys loved his cooking but the man however had a mean streak. Once, a young cowboy that got on his bad side woke up one morning and asked had anyone seen his horse. Smackwater replied, what do you think you had for supper last night. What made Smackwater of history note was his ability to shoot and he picked a fight at every cattle town he came to. Some say as many as twenty-seven men died by his gun. His demise came when one night at a saloon, the saloon owner made a comment about customers leaving because of how bad he smelled. Smackwater was so drunk that he drew his gun and shot a mirror thinking it was the saloon owner who was actually standing behind him. The saloon owner shot him in the back before he could turn around.

Cavalier Cowboys

June 4, 2017

By: Major B.S. Walker

STAGES: 1, 2, 3



Cavalier Cowboys

June 4, 2017

STAGE: 1

Round Count: Pistols-5 each, Rifle-10, Shotgun-4+

Shooting Order: Pistol, Rifle, Shotgun

Staging: Pistols holstered, Rifle staged at Position 1, Shotgun staged safely

Procedure: Shooter starts standing at position 1 with hands on wall and when ready says "Eat Horse Meat". At the beep with pistols shoot at the P1 thru P5 targets starting from either end with a double tap sweep (an ex. P1,P1,P2,P2,P3,P3,P4,P4,P5,P5). Next, with rifle shoot at the R1 thru R5 targets with the same instructions as the pistols. Last, move to position 2 and with shotgun shoot at the S1 thru S4 knock-downs in any order.

STAGE: 2

Round Count: Pistols-5 each, Rifle-10, Shotgun-4+

Shooting Order: Rifle, Shotgun, Pistol

Staging: Pistols holstered, Rifle staged at Position 2, Shotgun staged at Position 2

Procedure: Start standing at position 2 with hands on prop and when ready say "Eat Horse Meat". At the beep with rifle shoot at the R1 thru R5 targets in this order (R2,R3,R4,R1,R5-R2,R3,R4,R1,R5). Next, with shotgun shoot at the S1 thru S4 knock-downs, both far then both near. Last, move to position 1 and with pistols shoot at the P1 thru P5 targets the same as with rifle.

STAGE: 3

Round Count: Pistols-5 each, Rifle-9, Shotgun-4+

Shooting Order: Rifle, Pistol, Shotgun

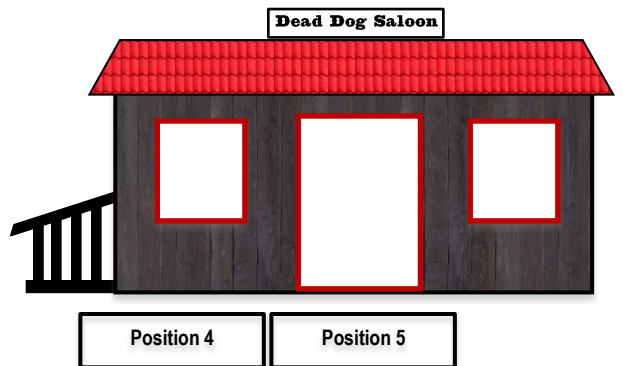
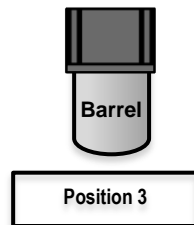
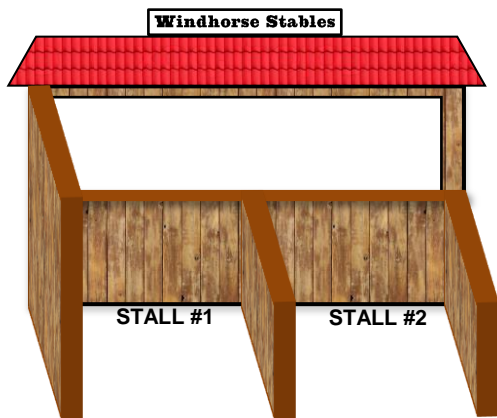
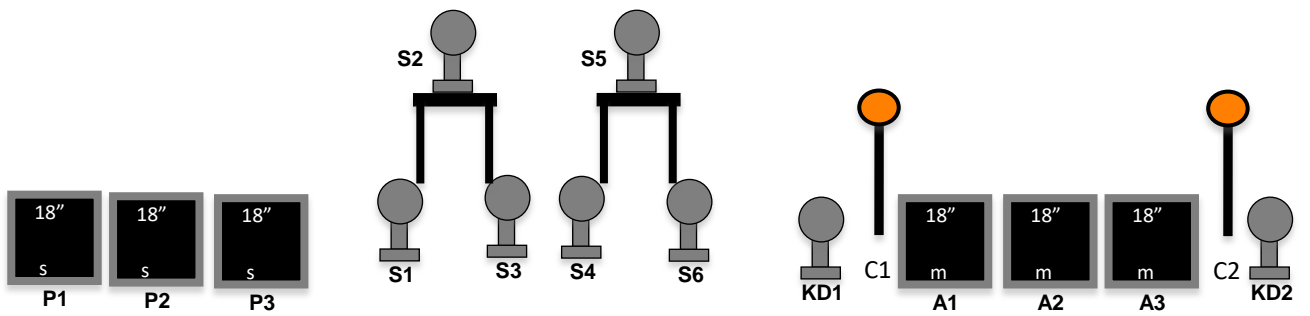
Staging: Pistols holstered, Rifle staged at Position 1, Shotgun staged safely

Procedure: Shooter starts standing at position 1 with hands at surrender and when ready says "Eat Horse Meat". At the beep with rifle shoot at the R1 thru R5 targets with 9 rounds in this order (R1,R2,R3-R2,R3,R4-R3,R4,R5). Next, with pistols shoot at the P1 thru P5 targets the same as with rifle but placing the 10th round on the center P3 target. Last, move to position 2 and with shotgun shoot at the S1 thru S4 knock-downs in any order.

Cavalier Cowboys

June 4, 2017

STAGES: 4, 5, 6



Cavalier Cowboys

June 4, 2017

STAGE: 4

Round Count: Pistols-5 each, Rifle-10, Shotgun-6+

Shooting Order: Pistol, Rifle, Shotgun

Staging: Pistols holstered, Rifle staged in Stall 2, Shotgun staged at Position 3

Procedure: Shooter starts standing in stall 2 with hands on left and right walls and when ready says "I'm Cook'en Now". At the beep with pistols shoot at the P1 thru P3 targets in this order, first alternate four rounds on the two outside targets then place the fifth round on the center (an ex. P1,P3,P1,P3,P2). Repeat instructions. Next, with rifle shoot at the R1 thru R3 targets with the same instructions as the pistols. Last, move to position 3 and with shotgun shoot at the S1 thru S6 knock-downs in any order.

STAGE: 5

Round Count: Pistols-5 each, Rifle-10, Shotgun-4+

Shooting Order: Rifle, Pistol, Shotgun

Staging: Pistols staged at Position 4, Rifle staged at Position 4, Shotgun staged at Position 5

Procedure: Start standing at position 4 with hands touching window frame and when ready say "I'm Cook'en Now". At the beep **Holster Pistols**. Then, with the rifle, shoot at the R4 thru R7 targets in this order (R4,R4,R5,R6,R7-R4,R4,R7,R6,R5). Next, move to position 5 and with pistols shoot at the A1 thru A3 targets in this order (A2,A2,A1,A2,A3-A2,A2,A3,A2,A1). Last, with shotgun shoot at the two knock-downs and the two clays in any order.

STAGE: 6

Round Count: Pistols-5 each, Rifle-10, Shotgun-6+

Shooting Order: Shotgun, Rifle, Pistol

Staging: Pistols holstered, Rifle staged at Position 3, Shotgun held Cowboy Port Arms at Position 3

Procedure: Shooter starts standing at position 3 with shotgun held at cowboy port arms and when ready says "I'm Cook'en Now". At the beep with shotgun shoot at the S1 thru S6 knock-downs in this order (low, high, low – low, high, low). Next with rifle shoot at the R1 thru R7 targets starting from either end with a 1,2,1,2,1,2 1 sweep. Last, move to stall 2 and with pistols shoot at the P1 thru P3 targets with a 1,2,1,2 Nevada style sweep (an ex. P1,P2,P2,P3,P2,P2,P1,P2,P2,P3).