

## **Targets for 12.14.16**

Pistol cowboys	3
Pistol Round	7
Large Rifle	10
Shotgun Knockdowns	8
Barrel	1
Table	1

### Cavalier - 12/14/16: Stage 1

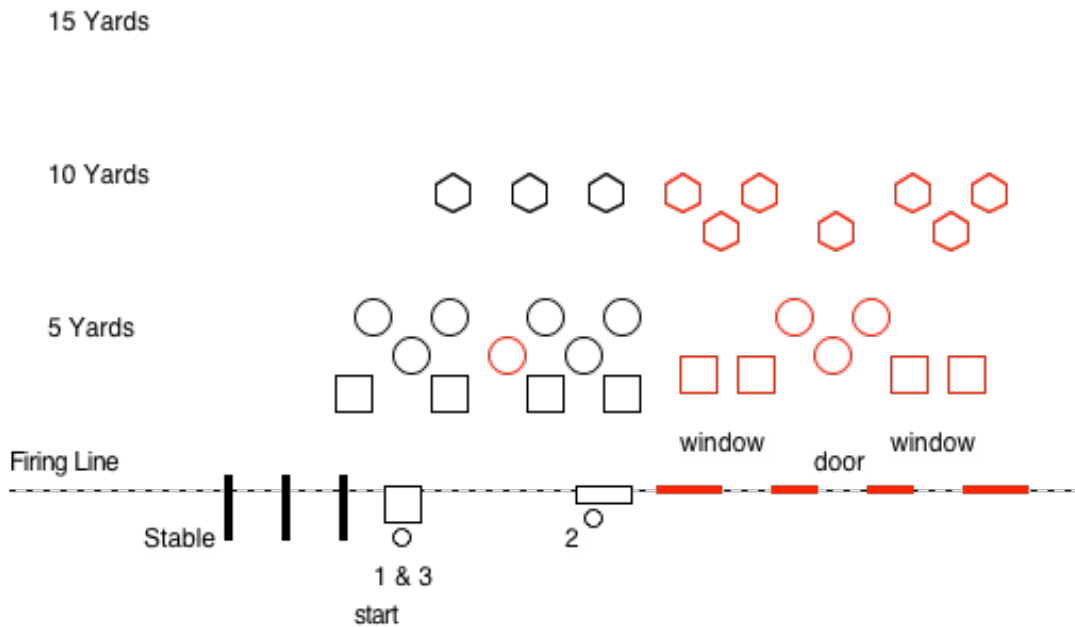
**Pistol 10 - Rifle 10 - Shotgun 4+** Two pistols loaded with 5 rounds each, holstered. Rifle staged on Table - loaded with 10 rounds. Shotgun is staged on Barrel.. Shooter has, at least, 4 shotgun shells on his/her person.

#### Procedure

Shooter starts behind Barrel with hands touching Pistols. When ready, say "Ready". At the signal, shoot the two shotgun targets. Move to Table, shoot the two shotgun targets.. Make shotgun safe. Shoot the three rifle targets, tripple tapping the center target once, and no other multi taps. Shoot the three pistol targets, tripple tapping the center target. Shoot the three pistol targets, tripple tapping the center target. Move to Barrel, shoot the three pistol targets.

Retrieve long guns and go to unloading table.

-  Rifle
-  Pistol
-  Shotgun





## Cavalier - 12/14/16: Stage 2

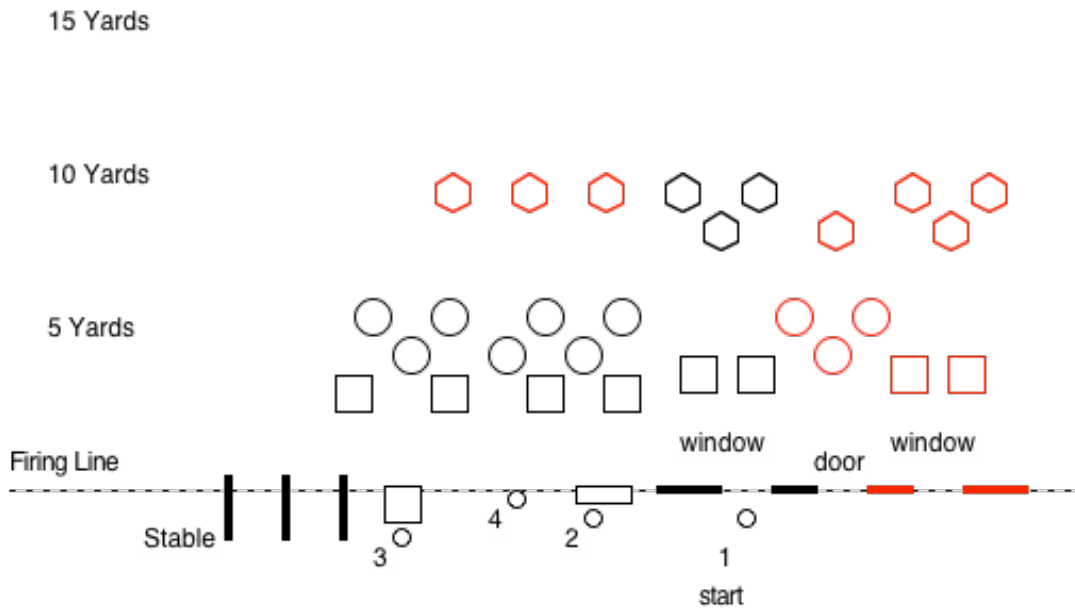
**Pistol 10 - Rifle 09 - Shotgun 6+** Two pistols loaded with 5 rounds each, holstered. Rifle staged in left window - loaded with 9 rounds. Shotgun is staged in left window. Shooter has, at least, 6 shotgun shells on his/her person.

### Procedure

Shooter starts at left window with hands on Window ledge.. When ready, say "Ready". At the signal, triple tap the three rifle targets. Make rifle safe. Shoot the two shotgun targets. Move to Table, shoot the two shotgun targets. Move to Barrel, shoot the two shotgun targets. - make shotgun safe.. Move between Barrel and Table, as desired. Shoot the ten pistol targets - triple tap the center target then single tap the other targets, then shoot the 10th round on the center target..

Retrieve long guns and go to unloading table.

-  Rifle
-  Pistol
-  Shotgun



### Cavalier - 12/14/16: Stage 3

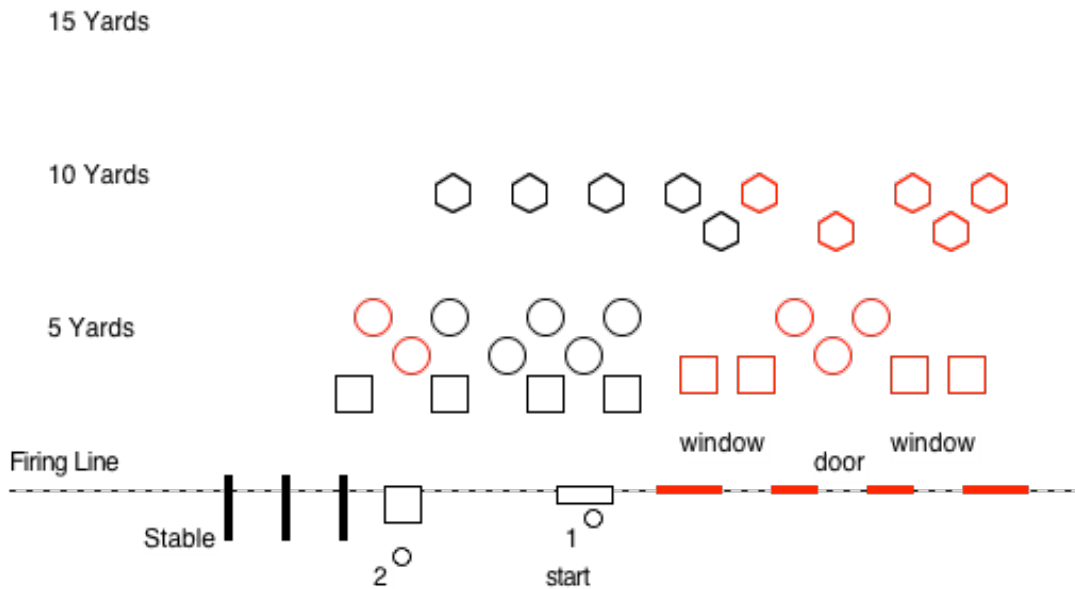
**Pistol 10 - Rifle 10 - Shotgun 4+** Two pistols loaded with 5 rounds each, holstered. Rifle staged on Table - loaded with 10 rounds. Shotgun is held safely.. . Shooter has, at least, 4 shotgun shells on his/her person.

#### Procedure

Shooter starts behind Table with shotgun held safely... When ready, say "Ready". At the signal, shoot the two shotgun targets. Make shotgun safe. Shoot (five right) pistol targets in a West Virginia sweep. Shoot (five left) rifle targets in a West Virginia sweep. . Make rifle safe. Move to barrel, shoot the two shotgun targets.

Retrieve long guns and go to unloading table.

-  Rifle
-  Pistol
-  Shotgun




### Cavalier - 12/14/16: Stage 4

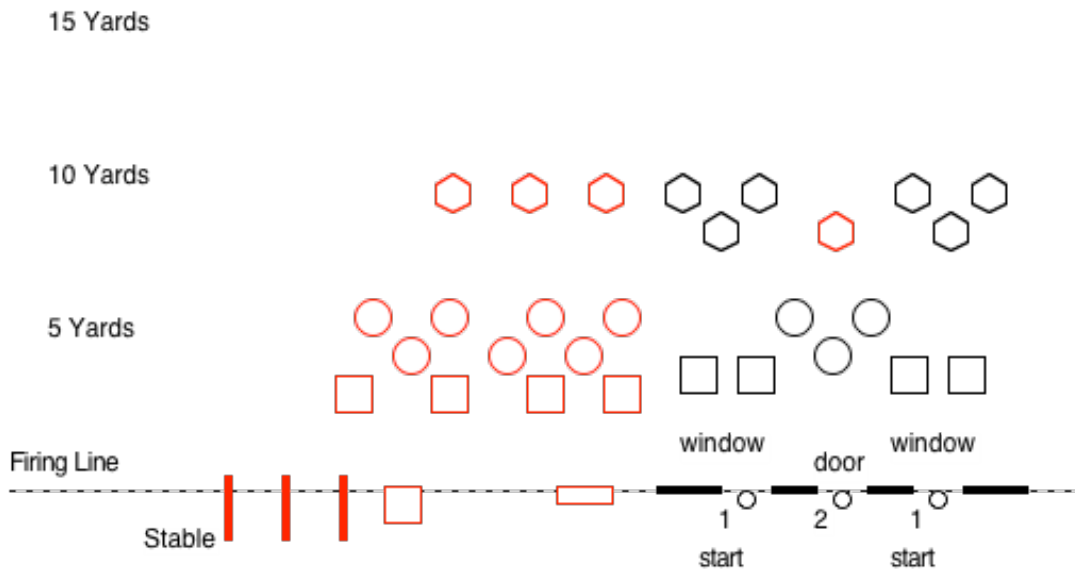
**Pistol 10 - Rifle 10 - Shotgun 2+** Two pistols loaded with 5 rounds each, holstered. Rifle staged in either the left window or the right window - loaded with 10 rounds. Shotgun is staged in the other window. Shooter has, at least, 2 shotgun shells on his/her person.

#### Procedure

Shooter starts at window where rifle is staged.. When ready, say "Ready". At the signal, shoot the three rifle targets with 9 rounds then shoot the center rifle target.. Make rifle safe. Move to the other window. Shoot the two shotgun targets. Make shotgun safe. Move to doorway.. Shoot the three pistol targets, with 9 rounds then shoot the center pistol target

Retrieve long guns and go to unloading table.

-  Rifle
-  Pistol
-  Shotgun





### Cavalier - 12/14/16: Stage 5

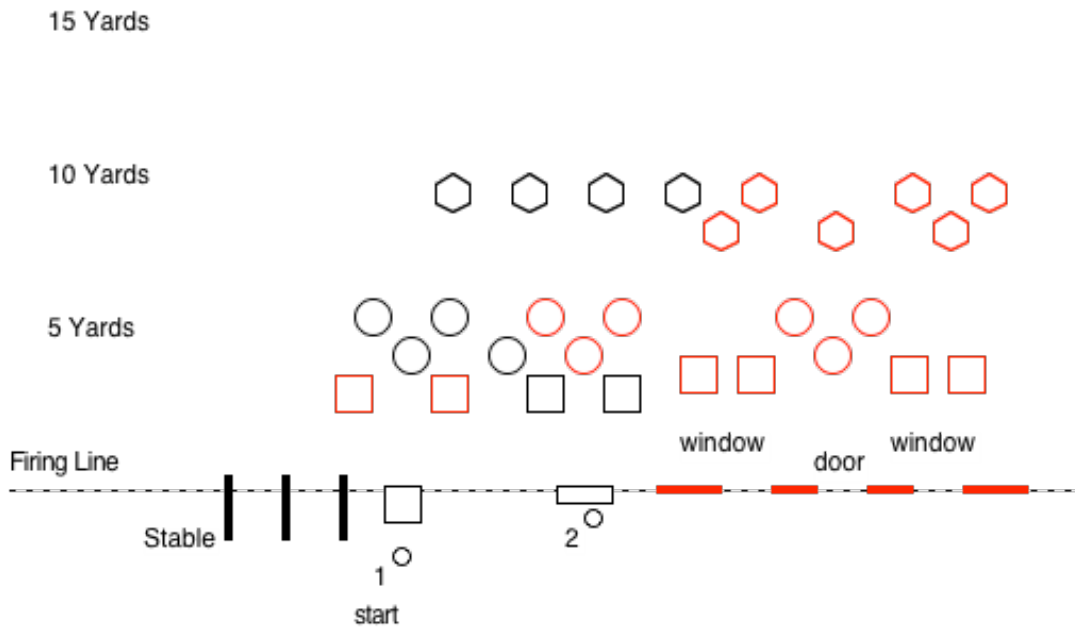
**Pistol 10 - Rifle 10 - Shotgun 2+** Two pistols loaded with 5 rounds each, holstered. Rifle staged on Table - loaded with 10 rounds. Shotgun is staged on Table. Shooter has, at least, 2 shotgun shells on his/her person.

#### Procedure

Shooter starts behind Barrel with hands touching Barrel. When ready, say "Ready". At the signal, shoot the four left pistol targets in a Nevada sweep. Move to Table. Shoot the four rifle targets in a Nevada sweep. Make rifle safe. Shoot the two shotgun targets.

Retrieve long guns and go to unloading table.

-  Rifle
-  Pistol
-  Shotgun



### Cavalier - 12/14/16: Stage 6

**Pistol 10 - Rifle 10+1 - Shotgun 4+** Two pistols loaded with 5 rounds each, holstered. Rifle staged in doorway- loaded with 10 rounds. Shotgun is staged in doorway. . Shooter has, at least, 4 shotgun shells on his/her person.

#### Procedure

Shooter starts at doorway. When ready, say "Ready". At the signal, shoot the left three rifle targets 2-1-2. And shoot the right three rifle targets 1-3-1. Then shoot the center rifle target. Load one round, when desired. Make rifle safe. Shoot the two left shotgun targets. And shoot the right two shotgun targets. Make shotgun safe. Shoot the three pistol targets 2-1-2 and 1-3-1.

Retrieve long guns and go to unloading table.

