

Targets for 06.08.16

Pistol Stand - Med	4
Pistol Stand - Short	4
Pistol Stand - Tall	1
Pistol Targets	9
Rifle Stands & Targets	9
Shotgun Knockdowns	6
Bale or Table	

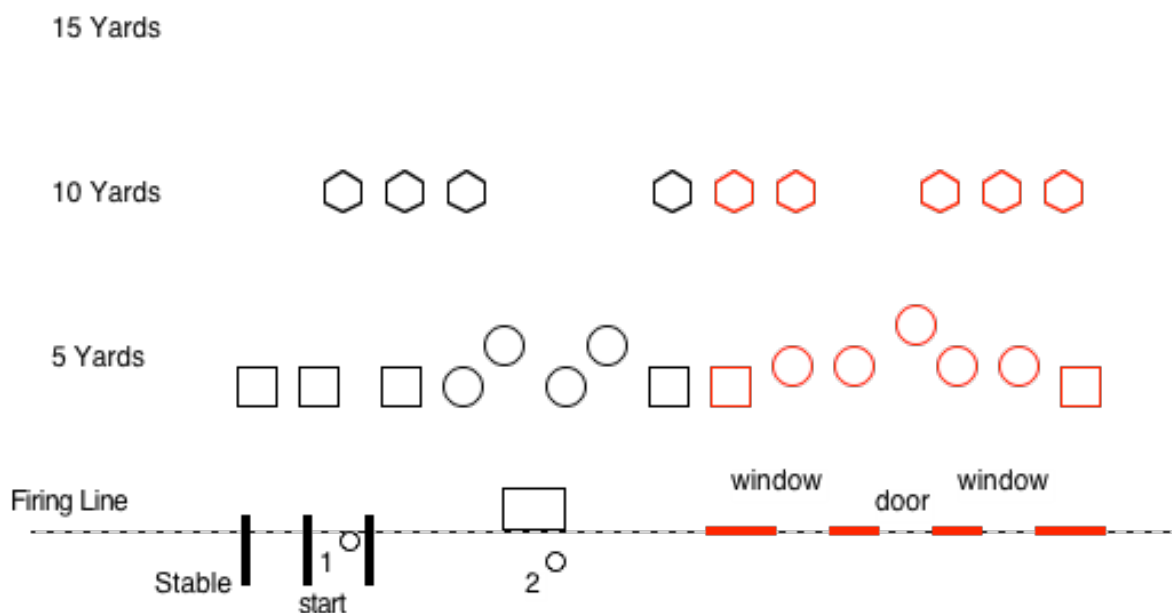

Cavalier - 06/08/16: Stage 1

Pistol 10 - Rifle 10 - Shotgun 4+ Two pistols loaded with 5 rounds each, holstered. Rifle staged on Table - loaded with 10 rounds. Shotgun is staged in Stable-2. Shooter has, at least, 4 shotgun shells on his/her person.

Procedure

Shooter starts standing in Stable-2.. When ready, say "Ready". At the signal, shoot left to right (1) three shotgun targets, move to Table, shoot 4th shotgun target. OR (2) two shotgun targets, move to Table, shoot 3 rd & 4th shotgun target. Make shotgun safe. Shoot rifle targets left to right 1-3-5-1. Make rifle safe. Shoot pistol targets left to right 1-3-5-1.

Retrieve long guns and go to unloading table.



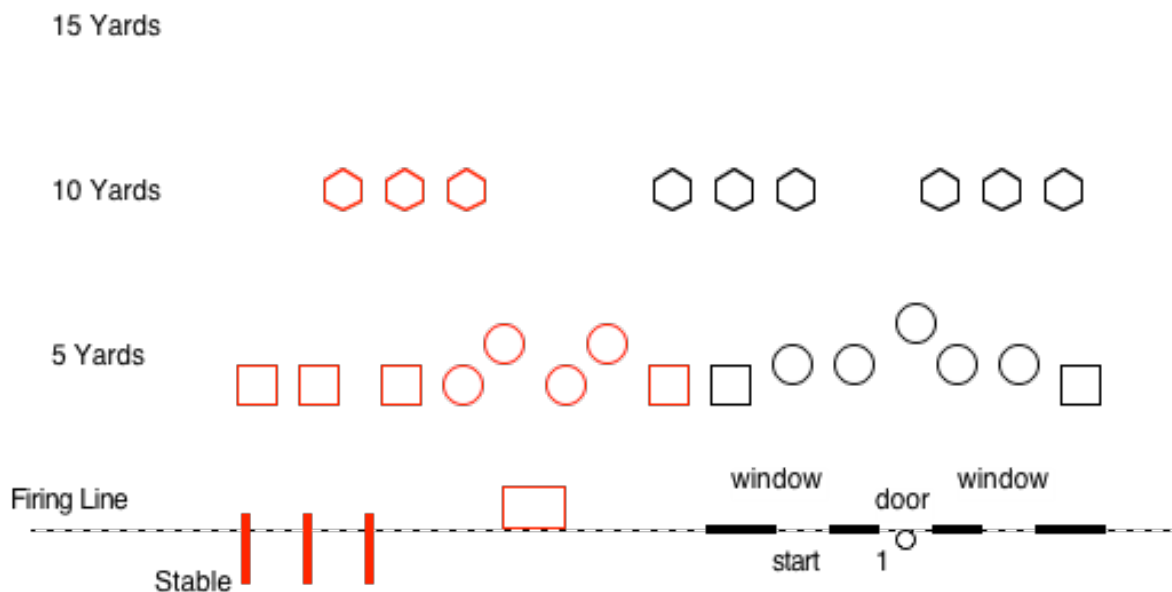

Cavalier - 06/08/16: Stage 2

Pistol 10 - Rifle 10 - Shotgun 2+ Two pistols loaded with 5 rounds each, holstered. Rifle staged in doorway - loaded with 10 rounds. Shotgun is staged in doorway. Shooter has, at least, 2 shotgun shells on his/her person.

Procedure

Shooter starts standing at either window with hands on window ledge.. When ready, say "Ready". At the signal, move to doorway, shoot the three left rifle targets 1-3-1 then the three right rifle targets 2-1-2. Make rifle safe. Shoot pistol targets with same instructions as rifle. Make rifle safe. Shoot the two shotgun targets.

Retrieve long guns and go to unloading table.



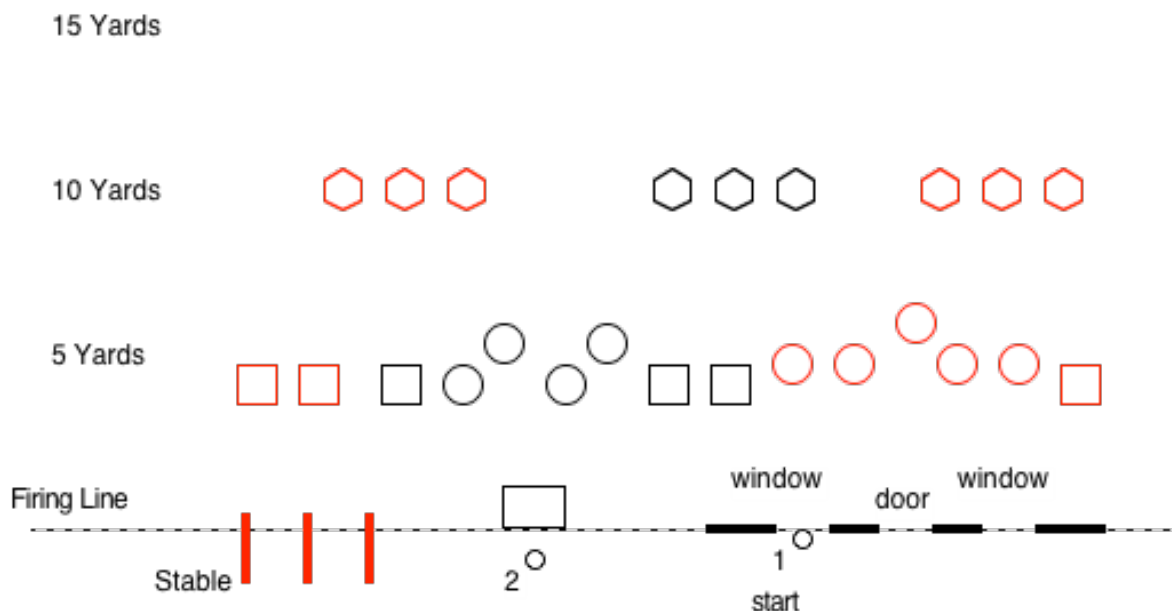

Cavalier - 06/08/16: Stage 3

Pistol 10 - Rifle 10 - Shotgun 3+ Two pistols loaded with 5 rounds each, holstered. Rifle staged in left window - loaded with 10 rounds. Shotgun is staged on Table. . Shooter has, at least, 3 shotgun shells on his/her person.

Procedure




Shooter starts standing at left window. ..When ready, say "Ready". At the signal, shoot the three rifle targets 4-2-4. Make rifle safe and move to Table. Shoot the four pistol targets 4-1-1-4. Shoot the three shotgun targets.

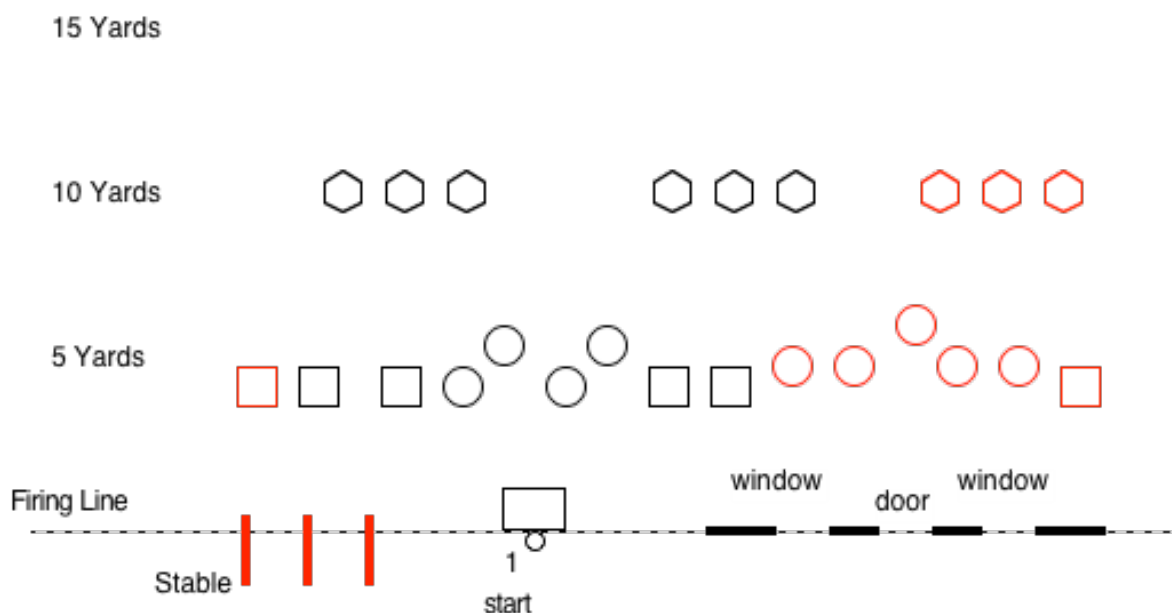
Retrieve long guns and go to unloading table.



Pistol 10 - Rifle 09 - Shotgun 4+ Two pistols loaded with 5 rounds each, holstered. Rifle staged on Table - loaded with 09 rounds. Shotgun is staged on Table. . Shooter has, at least, 4 shotgun shells on his/her person.

Shooter starts standing at Table. ..When ready, say "Ready". At the signal, shoot the six rifle targets 1-2-3-1-1-1. Make rifle safe.. Shoot the four pistol targets 1-2-3-4. Shoot the four shotgun targets.

 Rifle
 Pistol
 Shotgun



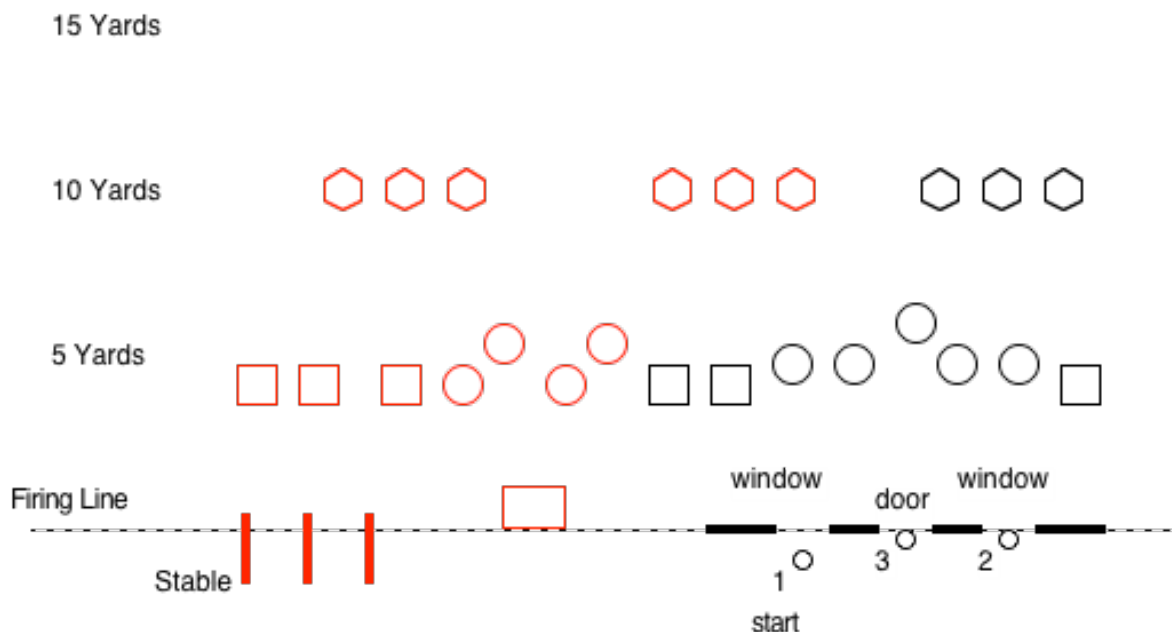

Cavalier - 06/08/16: Stage 5

Pistol 10 - Rifle 10 - Shotgun 3+ Two pistols loaded with 5 rounds each, holstered. Rifle staged in right window - loaded with 10 rounds. Shotgun is staged in left window.. Shooter has, at least, 3 shotgun shells on his/her person.

Procedure

Shooter starts standing at left window. ..When ready, say "Ready". At the signal, Shoot the two shotgun targets. Move to right window, shoot the shotgun target. Make shotgun safe. Shoot the three rifle targets in a West Virginia Sweep. Make rifle safe and move to doorway. Shoot the five pistol targets in a West Virginia sweep.

Retrieve long guns and go to unloading table.



Cavalier - 06/08/16: Stage 6

Pistol 10 - Rifle 10 - Shotgun 2+ Two pistols loaded with 5 rounds each, holstered. Rifle staged in doorway - loaded with 10 rounds. Shotgun is staged in doorway. Shooter has, at least, 2 shotgun shells on his/her person.

Procedure

Shooter starts standing in doorway.. ..When ready, say "Ready". At the signal, shoot the six rifle targets utilizing only one double tap and one triple tap. Make rifle safe and shoot the two shotgun targets. Make shotgun safe. Shoot the five pistol targets utilizing only one double tap and one triple tap.

Retrieve long guns and go to unloading table.

