

Targets for 03.09.16

Pistol Stand - Tall 3

Pistol Stand - Short 3

Pistol Targets 6

Rifle Stands & Targets 6

Shotgun Knockdowns 6

Vertical Shotgun & Rifle Stand

Table

Cavalier - 03/09/16: Stage 1

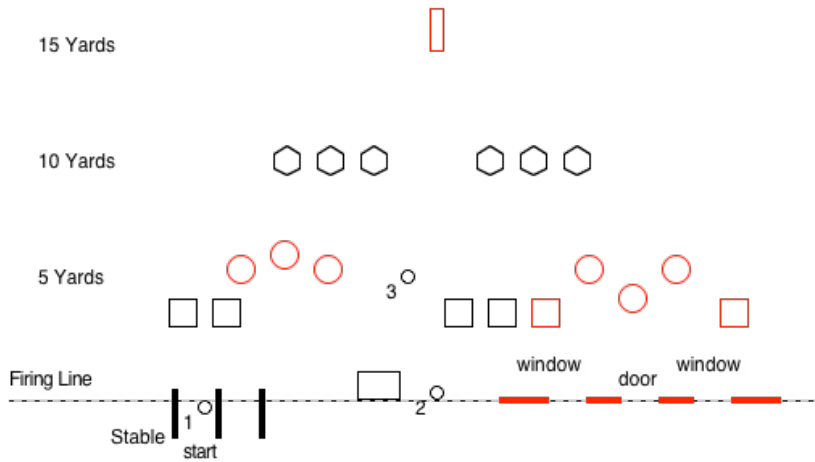
Pistol 10 - Rifle 10+1 - Shotgun 4+ Two pistols loaded with 5 rounds each, holstered. Rifle staged on Table - loaded with 10 rounds. Shotgun is staged in Stall 1. Shooter has, at least, 4 shotgun shells on his/her person.

Procedure

Shooter starts standing in Stall 1.. When ready, say "Chayenne". At the signal, shoot the two shotgun targets. Move to right of Table, shoot the two shotgun targets. Make shotgun safe in vertical stand. Retrieve rifle from Table. Shoot the rifle targets (loading one additional round - shooters option) in a Nevada sweep from the left.. Make rifle safe in vertical stand. Move down range to "mark", with pistols shoot the three left targets in a Nevada sweep then the three right targets in a Nevada sweep.

Retrieve long guns and go to unloading table.

-  Rifle
-  Pistol
-  Shotgun
-  Rifle knockdown



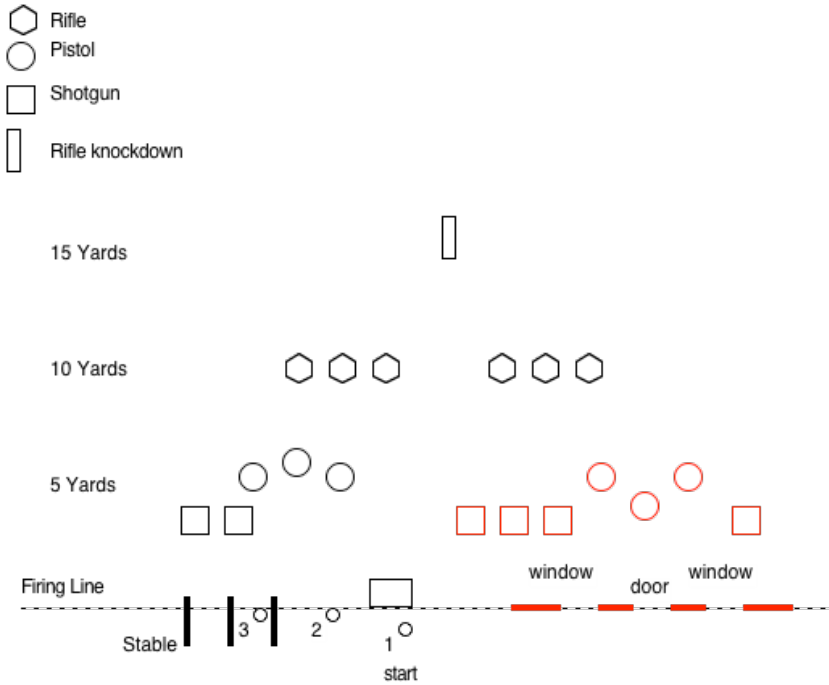
Cavalier - 03/09/16: Stage 2

Pistol 10 - Rifle 10 - Shotgun 2+ Two pistols loaded with 5 rounds each, holstered. Rifle staged on Table - loaded with 10 rounds. Shotgun is staged in Stall 2. Shooter has, at least, 2 shotgun shells on his/her person.

Procedure

Shooter starts standing at Table... When ready, say "Chayenne". At the signal, Shoot the three left rifle targets, the three right rifle targets, the three left rifle targets again and the knockdown target. Make rifle safe, Move to a position between Stable and Table, shoot the three pistol targets with five rounds and repeat instructions. Move into Stall 2, shoot the two shotgun targets.

Retrieve long guns and go to unloading table.



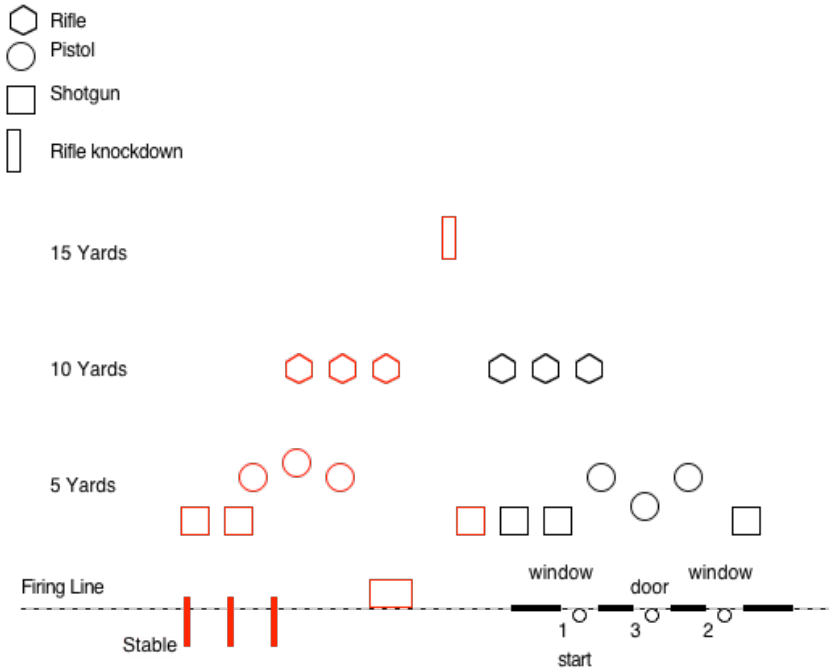
Cavalier - 03/09/16: Stage 3

Pistol 10 - Rifle 09 - Shotgun 3+ Two pistols loaded with 5 rounds each, holstered. Rifle staged in left window - loaded with 09 rounds. Shotgun is staged in left window.. Shooter has, at least, 3 shotgun shells on his/her person.

Procedure

Shooter starts standing at left window... When ready, say "Chayenne". At the signal, Triple tap the three rifle, targets. Make rifle safe. Shoot the two shotgun targets. Move to right window. Shoot the shotgun target. Make shotgun safe and move to doorway. Triple tap the pistol targets then shoot the center pistol target.

Retrieve long guns and go to unloading table.



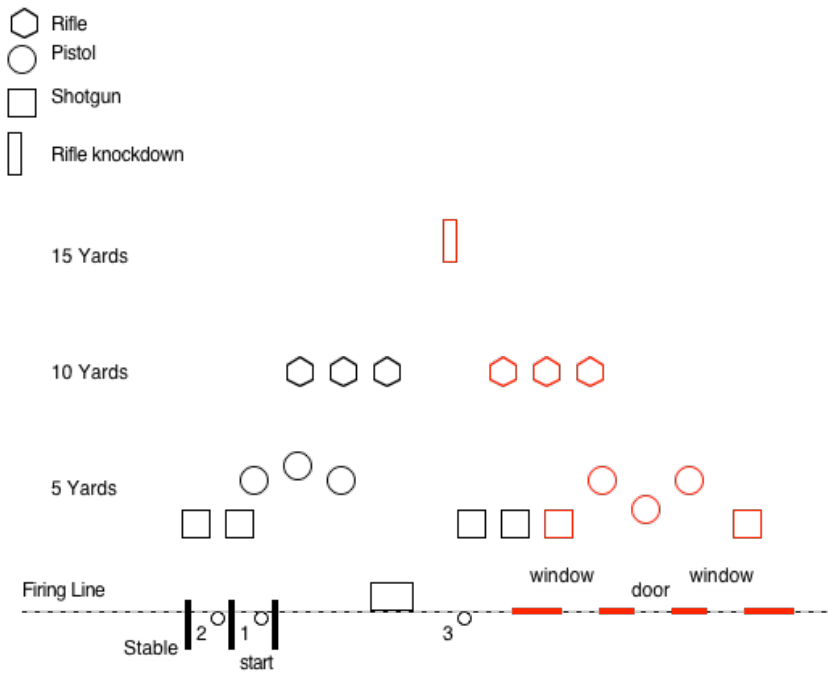
Cavalier - 03/09/16: Stage 4

Pistol 10 - Rifle 10 - Shotgun 4+ Two pistols loaded with 5 rounds each, holstered. Rifle staged in Stall 2 - loaded with 10 rounds. Shotgun is staged in Stall 1. Shooter has, at least, 4 shotgun shells on his/her person.

Procedure

Shooter starts standing in Stall 2. When ready, say "Chayenne". At the signal, Shoot the three rifle targets 1-3-1, then 2-1-2. Make rifle safe. Shoot the three pistol targets -same instructions as rifle. Move to Stall 1, shoot the two shotgun targets. Move to Saloon side steps, shoot the two shotgun targets.

Retrieve long guns and go to unloading table.



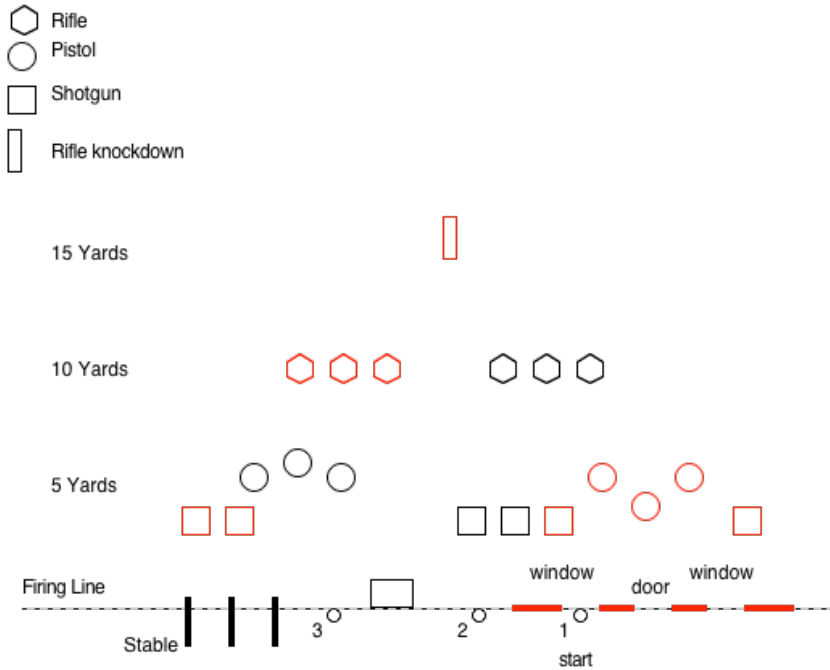
Cavalier - 03/09/16: Stage 5

Pistol 10 - Rifle 10 - Shotgun 2+ Two pistols loaded with 5 rounds each, holstered. Rifle staged in left window - loaded with 10 rounds. Shotgun is staged in left window.. Shooter has, at least, 2 shotgun shells on his/her person.

Procedure

Shooter starts standing at left window... When ready, say "Chayenne". At the signal, Shoot the three rifle targets 1-3-6. Make rifle safe. Move to position just off of Saloon side steps. Shoot the two shotgun targets. Make shotgun safe. Move to position near Stall 2. Shoot the three pistol targets 1-3-6.

Retrieve long guns and go to unloading table.



Cavalier - 03/09/16: Stage 6

Pistol 10 - Rifle 10 - Shotgun 4+ Two pistols loaded with 5 rounds each, holstered. Rifle staged in left window - loaded with 10 rounds. Shotgun is staged in right window.. Shooter has, at least, 4 shotgun shells on his/her person.

Procedure

Shooter starts standing at right window... When ready, say "Chayenne". At the signal, shoot the two shotgun targets. Move to left window. Shoot the two shotgun targets. Make shotgun safe. Shoot the three rifle targets in a West Virginia sweep with 9 rounds then shoot the rifle knockdown target. Make rifle safe. Move to doorway. Shoot a pistol target with 5 rounds then shoot the other pistol target with 5 rounds.

Retrieve long guns and go to unloading table.

-  Rifle
-  Pistol
-  Shotgun
-  Rifle knockdown

