

Targets for 09.09.15

Pistol Stand - Tall	6
Pistol Stand - Short	3
Pistol Targets	9
Rifle Stands & Targets	8
Shotgun Knockdowns	6
Table	
Cactus Stand	

Cavalier - 08/12/15: Stage 1

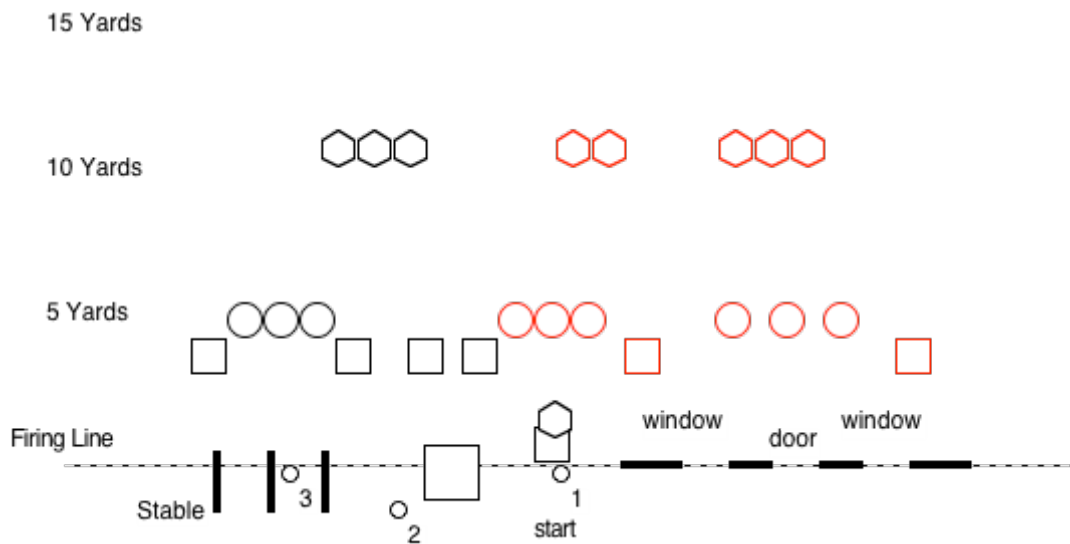
Pistol 10 - Rifle 10 - Shotgun 4+ Two pistols loaded with 5 rounds each, holstered. Rifle staged on Cactus - loaded with 10 rounds. Shotgun is staged on Table. Shooter has, at least, 4 shotgun shells on his/her person.

Procedure

Shooter starts standing at Cactus.... When ready, say "Ready". At the signal, shoot the three rifle targets 2-4-4 from either end. Make rifle safe on Cactus.. Move to Table. Shoot the two shotgun targets, any order.. Move to Stall #2, shoot the two shotgun targets, any order. Make shotgun safe. Shoot the three pistol targets 2-4-4 from either end.

Retrieve long guns and go to unloading table.

-  Rifle
-  Pistol
-  Shotgun
-  Cactus Stand



Cavalier - 08/12/15: Stage 2

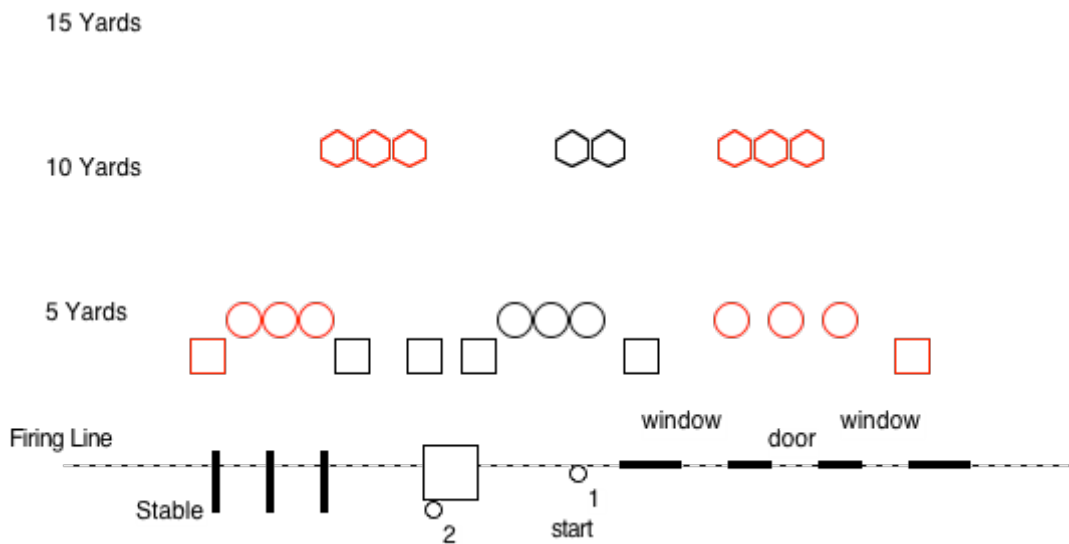
Pistol 10 - Rifle 10 - Shotgun 4+ Two pistols loaded with 5 rounds each, holstered. Rifle is staged on Table - loaded with 10 rounds. Shotgun is staged on Table. Shooter has, at least, 4 shotgun shells on his/her person.

Procedure

Shooter starts standing at Saloon side steps. When ready, say "Ready". At the signal, shoot the three pistol targets three times each and shoot the 10th round on a rifle target. Move to rear of Table. Triple tap the two rifle targets, then double tap the two rifle targets. Make rifle safe. Shoot the four shotgun targets, any order.. Move as needed.

Retrieve long guns and go to unloading table.

-  Rifle
-  Pistol
-  Shotgun



Cavalier - 09/09/15: Stage 3

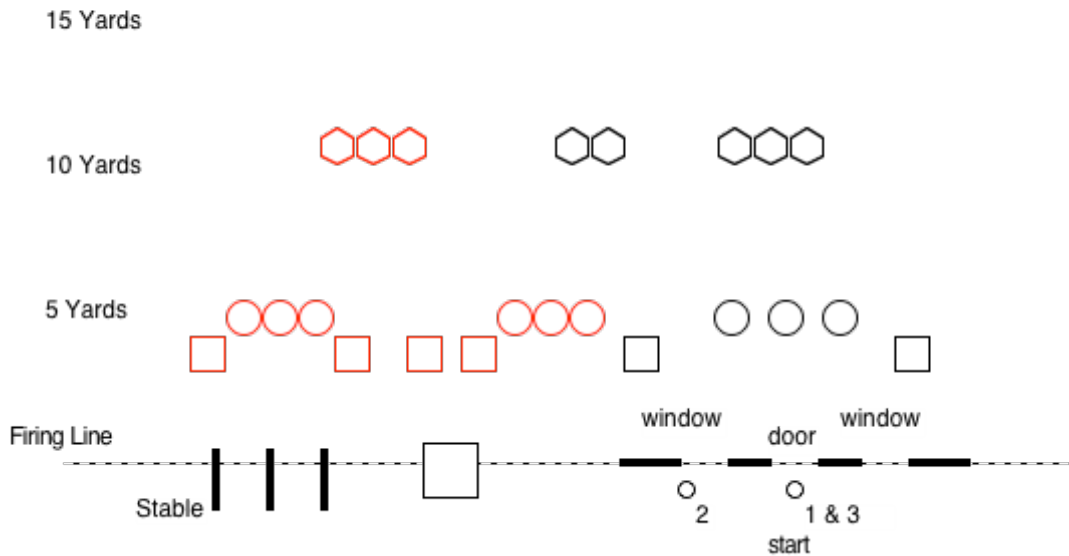
Pistol 10 - Rifle 09 - Shotgun 2+ Two pistols loaded with 5 rounds each, holstered. Rifle is staged in left window - loaded with 09 rounds. Shotgun is staged in doorway.. Shooter has, at least, 2 shotgun shells on his/her person.

Procedure

Shooter starts standing at Saloon doorway. When ready, say "Ready". At the signal, shoot the two shotgun targets. Make shotgun safe and move to left window. Nevada sweep the five rifle targets. Make rifle safe and move to doorway. Shoot the three pistol targets in two separate Nevads sweeps from opposite ends.

Retrieve long guns and go to unloading table.

-  Rifle
-  Pistol
-  Shotgun



Cavalier - 08/12/15: Stage 4

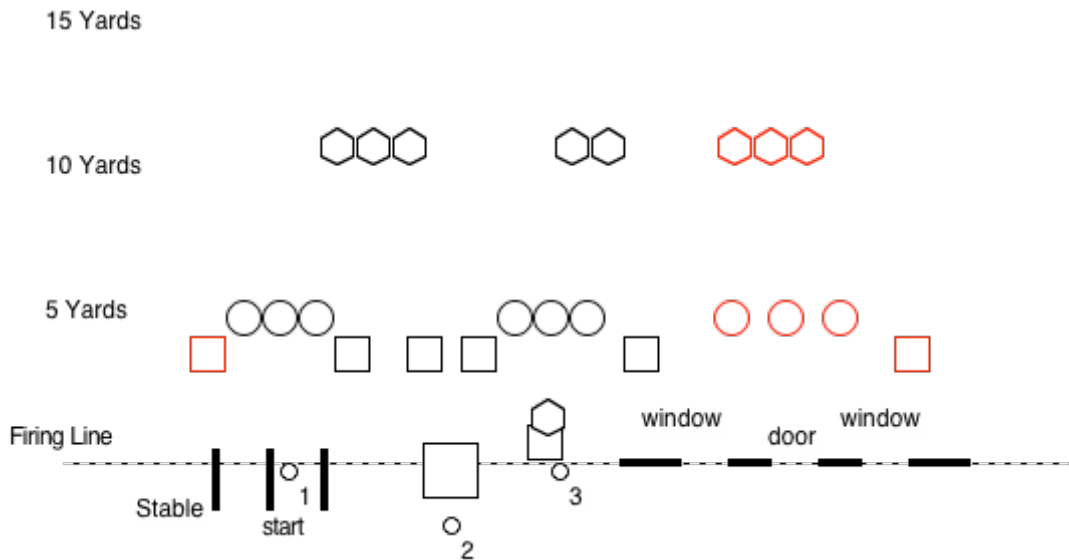
Pistol 10 - Rifle 10 - Shotgun 4+ Two pistols loaded with 5 rounds each, holstered. Rifle is staged on Table - loaded with 10 rounds. Shotgun is staged on Catus. Shooter has, at least, 4 shotgun shells on his/her person.

Procedure

Shooter starts standing in Stall #2.. When ready, say "Ready". At the signal, shoot the three pistol targets 2-1-2 from either end.. Move to vaciency of Table. Shoot the three pistol targets 1-3-1 from either end.. Sweep the three left rifle targets twice from either end. Then, sweep the two right rifle targets twice from either end. Make rifle safe. Move to catus. Shoot the four shotgun targets, any order.. Move as needed.

Retrieve long guns and go to unloading table.

-  Rifle
-  Pistol
-  Shotgun
-  Cactus Stand




Cavalier - 08/12/15: Stage 5

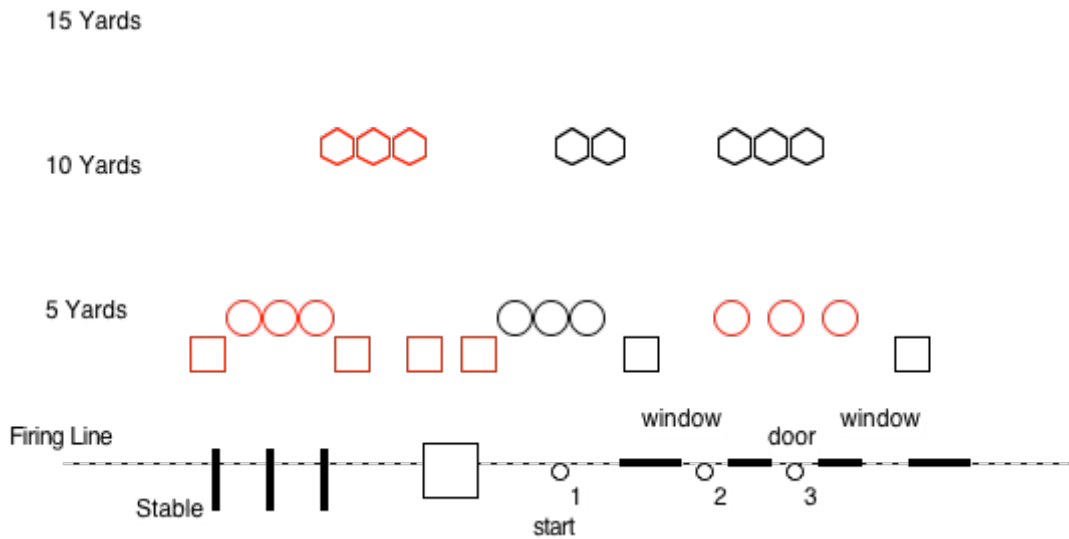
Pistol 10 - Rifle 10 - Shotgun 2+ Two pistols loaded with 5 rounds each, holstered. Rifle is staged in left window - loaded with 10 rounds. Shotgun is staged in doorway.. Shooter has, at least, 2 shotgun shells on his/her person.

Procedure

Shooter starts standing between Table and Saloon.. When ready, say "Ready". At the signal, shoot the three pistol targets in a West Virginia sweep from either end. Move to left window. Shoot the five rifle targets in a West Virginia sweep from either end.. . Make rifle safe and move to doorway.. Shoot the two shotgun targets, any order..

Retrieve long guns and go to unloading table.

-  Rifle
-  Pistol
-  Shotgun



Cavalier - 08/12/15: Stage 6

Pistol 10 - Rifle 10 - Shotgun 2+ Two pistols loaded with 5 rounds each, holstered. Rifle is staged in doorway - loaded with 10 rounds. Shotgun is staged in doorway.. Shooter has, at least, 2 shotgun shells on his/her person.

Procedure

Shooter starts standing in doorway, with hand(s) on pistol(s).. When ready, say "Ready". At the signal, shoot the three pistol targets alternating the outside targets with five rounds, from either end. Then shoot the center target with five rounds. Shoot the three rifle targets with same instructions, as rifle. Make rifle safe. . Shoot the two shotgun targets, any order..

Retrieve long guns and go to unloading table.

- ⬡ Rifle
- Pistol
- Shotgun

