

Cavalier Cowboys

May 3, 2015

By: Major B.S. Walker


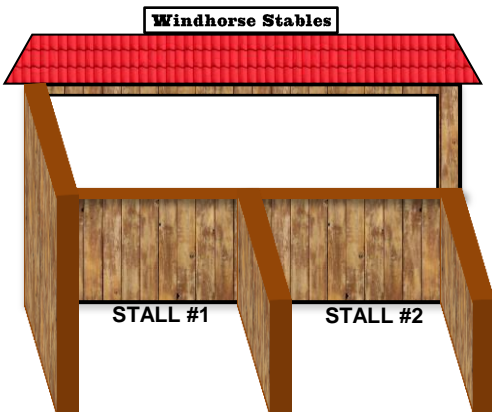
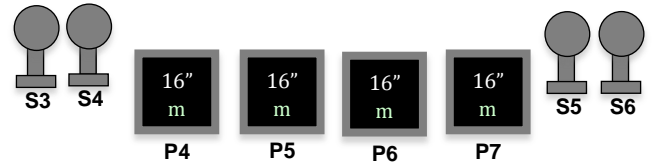
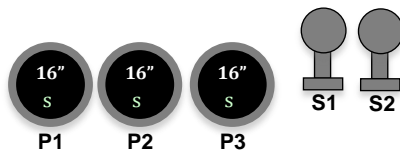
STAGE: 1

Round Count: 10-Pistol, 10-Rifle, 4+ Shotgun

Shooting Order: Rifle, Pistol, Shotgun

Staging: Pistols loaded with 5 rounds each, holstered, Rifle loaded with 10 rounds in the left window of saloon, Shotgun also in left window

Procedure: Shooter starts standing at left window of saloon in default position and when ready says, DRAW THAT HOGLEG. At the beep with rifle engage the R4 through R7 targets starting from either end with a 3,2,3,2 sweep. (ex. R4, R4, R4, R5, R5, R6, R6, R6, R7, R7). Move to doorway and with pistols engage the P4 through P7 targets with the same instructions as the rifle. Last, move back to the left window and with shotgun engage the S3 and S4 knock-downs then move to the right window and engage the S5 and S6 knock-downs.



Cavalier Cowboys

May 3, 2015


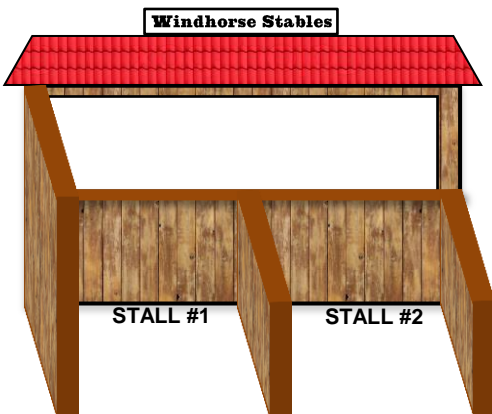
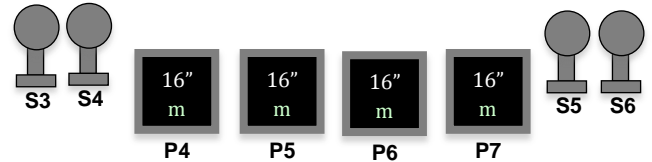
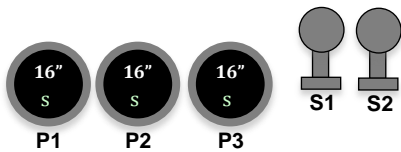
Stage: 2

Round Count: 10-Pistol, 10-Rifle, 4+ Shotgun

Shooting Order: Shotgun, Rifle, Pistol

Staging: Pistols loaded with 5 rounds each, holstered, Rifle loaded with 10 rounds in stall 2, Shotgun on the barrel

Procedure: Shooter starts standing behind barrel in default position and when ready says DRAW THAT HOGLEG. At the beep with shotgun engage the S1 through S4 knock-downs in any order. Move to stall 2 and with the rifle engage the R1 through R3 targets in this order, R3, R3, R2, R2, R1, then repeat. Draw pistols and engage the P1 through P3 targets the same as with rifle.



Cavalier Cowboys

May 3, 2015


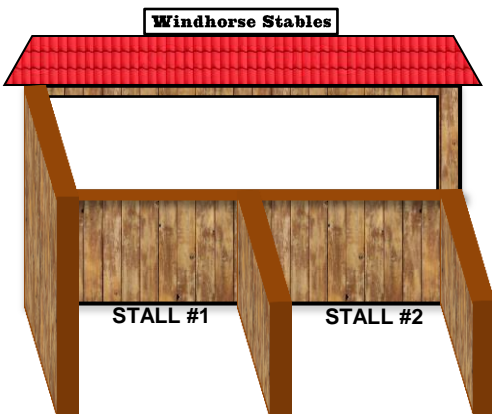
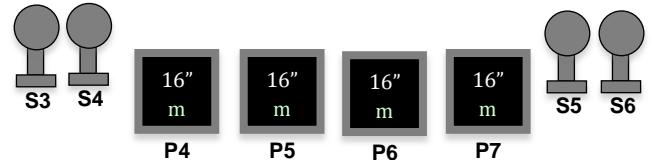
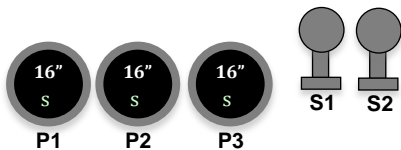
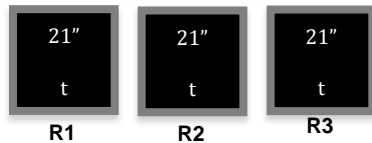
STAGE: 3

Round Count: 10-Pistol, 10-Rifle, 4+ Shotgun

Shooting Order: Pistol, Rifle, Shotgun

Staging: Pistols loaded with 5 rounds each, holstered, Rifle loaded with 10 rounds in stall 2, Shotgun staged safely

Procedure: Start standing in stall 2 with hands on left and right walls and when ready say, DRAW THAT HOGLEG. At the beep with pistols engage the P1 through P3 targets in the following order P1, P2, P1, P2, P3 - P3, P2, P3, P2, P1. Next with rifle engage the R1 through R3 targets the same as with pistols. Move to the barrel and with shotgun engage the S1 through S4 knock-downs in any order.



Cavalier Cowboys

May 3, 2015


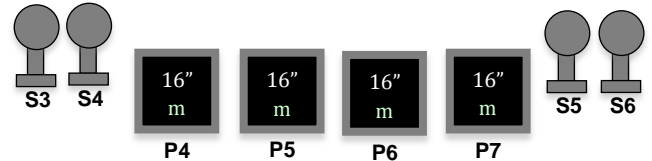
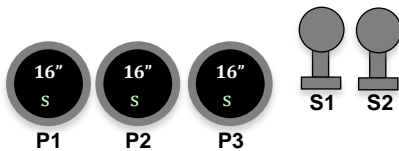
STAGE: 4

Round Count: 10-Pistol, 10-Rifle, 4+ Shotgun

Shooting Order: Rifle, Shotgun, Pistol

Staging: Pistols loaded with 5 rounds each, holstered, Rifle loaded with 10 rounds held at Cowboy Port Arms, Shotgun on the barrel

Procedure: Shooter starts behind barrel with rifle at Cowboy Port Arms and when ready says, DRAW THAT HOGLEG. At the beep with rifle engage the R1 through R7 targets in this order, R1, R2, R2, R3, R4, R4, R5, R6, R6, R7.) Then with shotgun engage the S1 through S4 knock-downs in any order. Move into stall 2 and with pistols engage the P1 through P3 targets in the following order, P1, P2, P2, P3, P2, P2, P1, P2, P2, P3).



Cavalier Cowboys

May 3, 2015


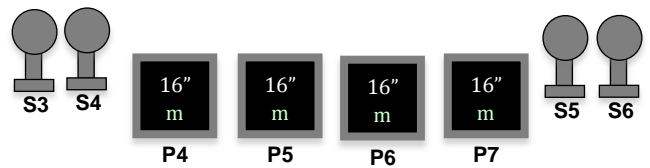
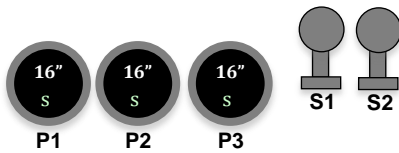
STAGE: 5

Round Count: 10-Pistol, 10-Rifle, 4+ Shotgun

Shooting Order: Pistol, Rifle, Shotgun

Staging: Pistols loaded with 5 rounds each, holstered, Rifle loaded with 10 rounds in the doorway, Shotgun staged safely

Procedure: Start standing in the doorway with both hands on pistol(s) and when ready say, DRAW THAT HOGLEG. At the beep with pistols engage the P4 through P7 targets starting from either end with a Nevada sweep. (ex. P4, P5, P6, P7, P6, P5, P4, P5, P6, P7). With rifle engage the R4 through R7 targets with the same instructions as the pistol. Move to window of choice and engage the two knock-downs then move to the other window and engage the other two knock-downs.



Cavalier Cowboys

May 3, 2015

STAGE: 6

Round Count: 10-Pistol, 10-Rifle, 4+ Shotgun

Shooting Order: Rifle, Shotgun, Pistol

Staging: Pistols loaded with 5 rounds each, holstered. Rifle loaded with 10 rounds held pointed safely down range, Shotgun in the doorway

Procedure: (Stand and Deliver) Shooter starts standing in the doorway of the saloon with the rifle pointed safely down range and says, DRAW THAT HOGLEG. At the beep with rifle engage the R4 through R7 targets starting on any target by alternating five rounds on the two targets on the left or right side the shooter started on, then alternate five rounds on the opposite side two targets. (ex. R5, R4, R5, R4, R5 – R6, R7, R6, R7, R6). Then with shotgun engage the S3 through S6 knock-downs in any order. Last with pistols engage the P4 through P7 targets using the same instructions as the rifle.

Hope you had a clean match. BS

