

# **Cavalier Cowboys**

**Sunday – June 1<sup>st</sup>, 2014**

*Stages Written by: Striker*

The Story and Starting Lines for the match on June 1<sup>st</sup>, will be read at the match.

# Cavalier Cowboys

Sunday – June 1<sup>st</sup>, 2014

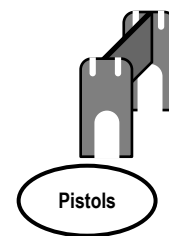
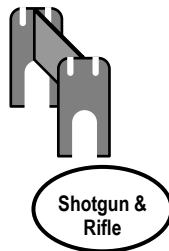
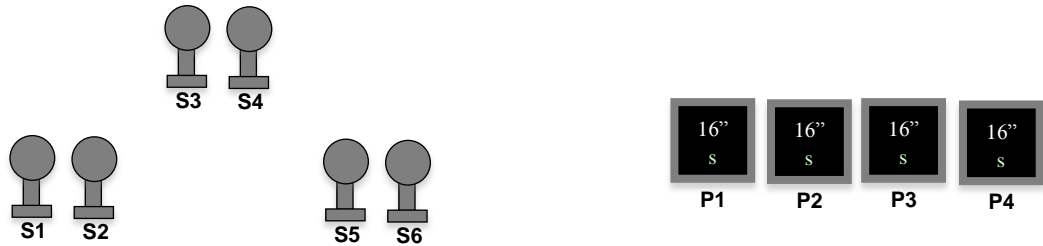
## STAGE ONE – BAY #1 – Left Side

**Round Count:** 10 pistol, 10 rifle, and 6+ shotgun

**Shooting Order:** Pistols, Rifle, Shotgun

**Staging:** Rifle is loaded with 10 rounds and staged safely. Both pistols are loaded with 5 rounds each and holstered. Shotgun is staged safely.

**Procedure:** Shooter starts at the right horse and when ready says “**Start Line**”. At the beep with pistols engage the four pistol targets (P1, P2, P3, P4) in a Nevada Sweep, for example (P1, P2, P3, P4, P3, P2, P1, P2, P3, P4). Move to the left horse. Next with rifle engage the four rifle targets (R1, R2, R3, R4) using same instructions as pistols. Last with shotgun engage the six knockdown targets (S1, S2, S3, S4, S5, S6) in any order.



# Cavalier Cowboys

Sunday – June 1<sup>st</sup>, 2014

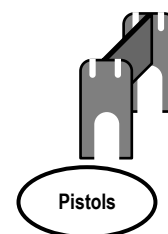
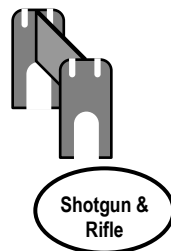
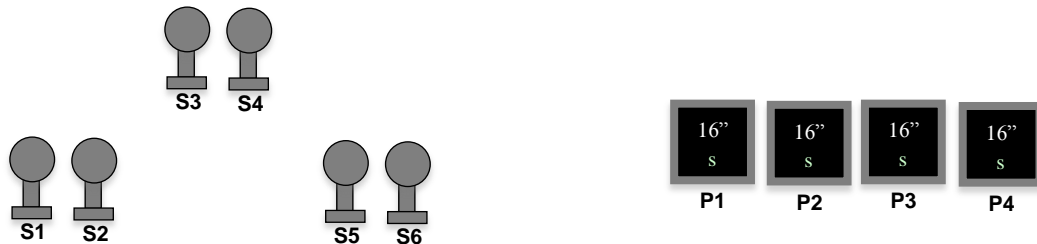
## STAGE TWO – BAY #1 – Left Side

**Round Count:** 10 pistol, 10 rifle, and 6+ shotgun

**Shooting Order:** Rifle, Pistols, Shotgun

**Staging:** Rifle is loaded with 10 rounds and staged safely. Both pistols are loaded with 5 rounds each and holstered. Shotgun is staged safely.

**Procedure:** Shooter starts at the left horse and when ready says “**Start Line**”. At the beep with rifle engage the four rifle targets (R1, R2, R3, R4) in the following order; (R4, R1, R3, R2, R4, R1, R3, R2, R4, R1). Move to the right horse. Next with pistols engage the four pistol targets (P1, P2, P3, P4) using the same instructions as the rifle. Move to the left horse. Last with shotgun engage the six knockdown targets (S1, S2, S3, S4, S5, S6) in the following order; (S4, S3, S5, S2, S6, S1).



# Cavalier Cowboys

Sunday – June 1<sup>st</sup>, 2014

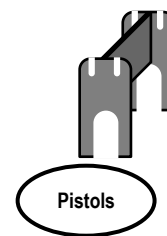
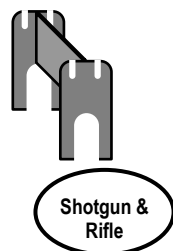
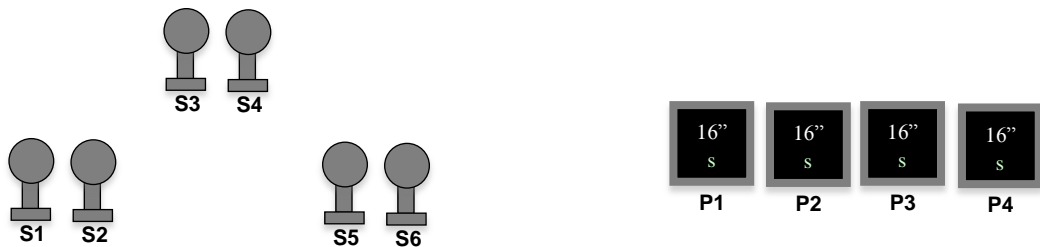
## STAGE THREE – BAY #1 – Left Side

**Round Count:** 10 pistol, 10 rifle, and 6+ shotgun

**Shooting Order:** Pistols, Rifle, Shotgun

**Staging:** Rifle is loaded with 10 rounds and staged safely. Both pistols are loaded with 5 rounds each and holstered. Shotgun is staged safely.

**Procedure:** Shooter starts at the right horse with hands on pistol(s) butt(s) and when ready says “**Start Line**”. At the beep with pistols engage the four pistol targets (P1, P2, P3, P4) in a Progressive Sweep, for example (P1, P2, P2, P3, P3, P3, P4, P4, P4, P4). Move to the left horse. Next with rifle engage the four rifle targets (R1, R2, R3, R4) using the same instructions as the pistols. Last with shotgun engage the six knockdown targets (S1, S2, S3, S4, S5, S6) in any order.



# Cavalier Cowboys

Sunday - June 1<sup>st</sup>, 2014

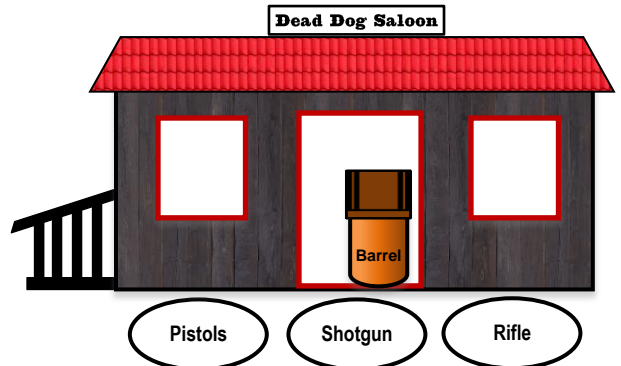
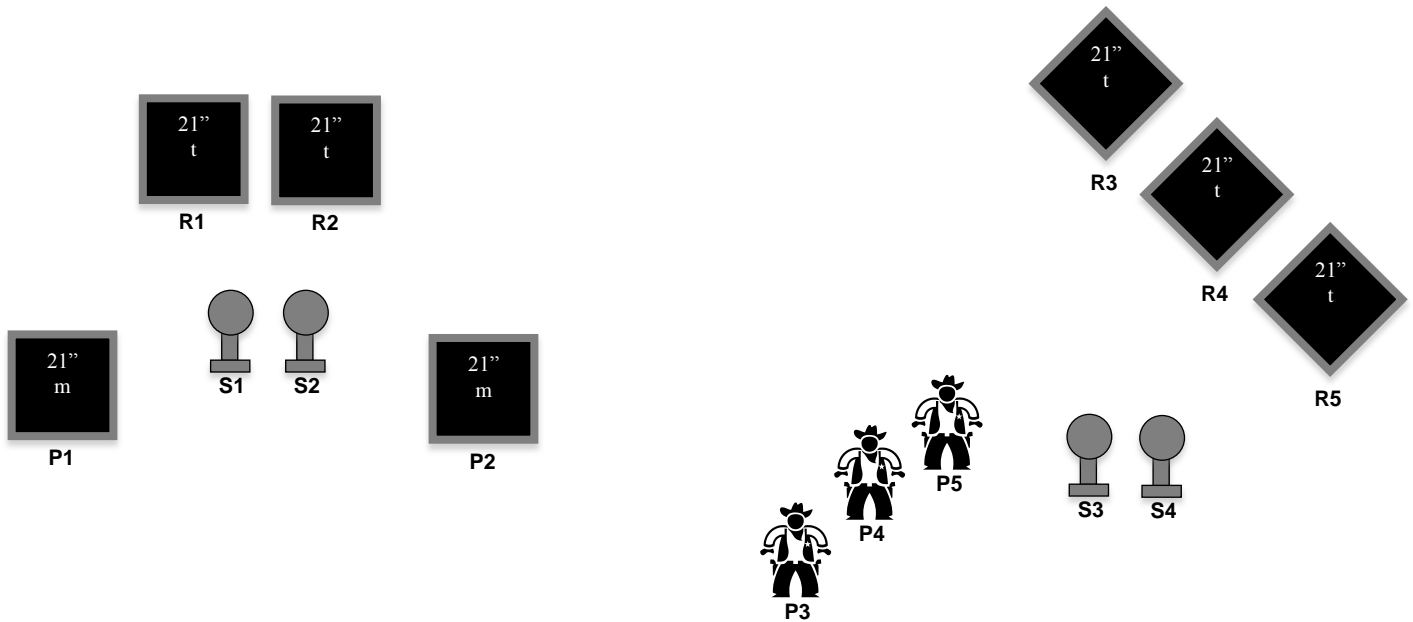
## STAGE FOUR - BAY #2 - Right Side

**Round Count:** 10 pistol, 10 rifle, and 2+ shotgun

**Shooting Order:** Rifle, Shotgun, Pistols

**Staging:** Rifle is loaded with 10 rounds and staged safely. Both pistols are loaded with 5 rounds each and holstered. Shotgun is staged safely.

**Procedure:** Shooter starts at the right window and when ready says "Start Line". At the beep with rifle engage the three rifle targets (R3, R4, R5) in a West Virginia Sweep for example (R3, R4, R5, R5, R4, R3, R3, R4, R5, R5). Move to the doorway. Next with shotgun engage the two knockdown targets (S3, S4) in any order. Next move to the left window. Last with pistols engage the three pistol targets (P3, P4, P5) using the same instructions as the rifle.



# Cavalier Cowboys

Sunday - June 1<sup>st</sup>, 2014

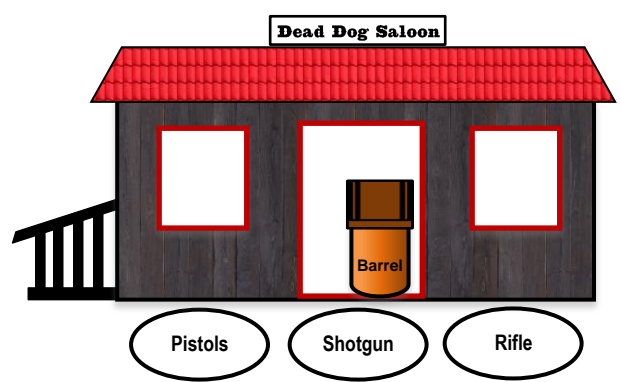
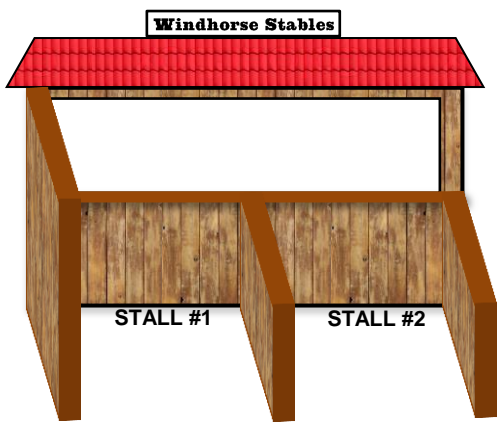
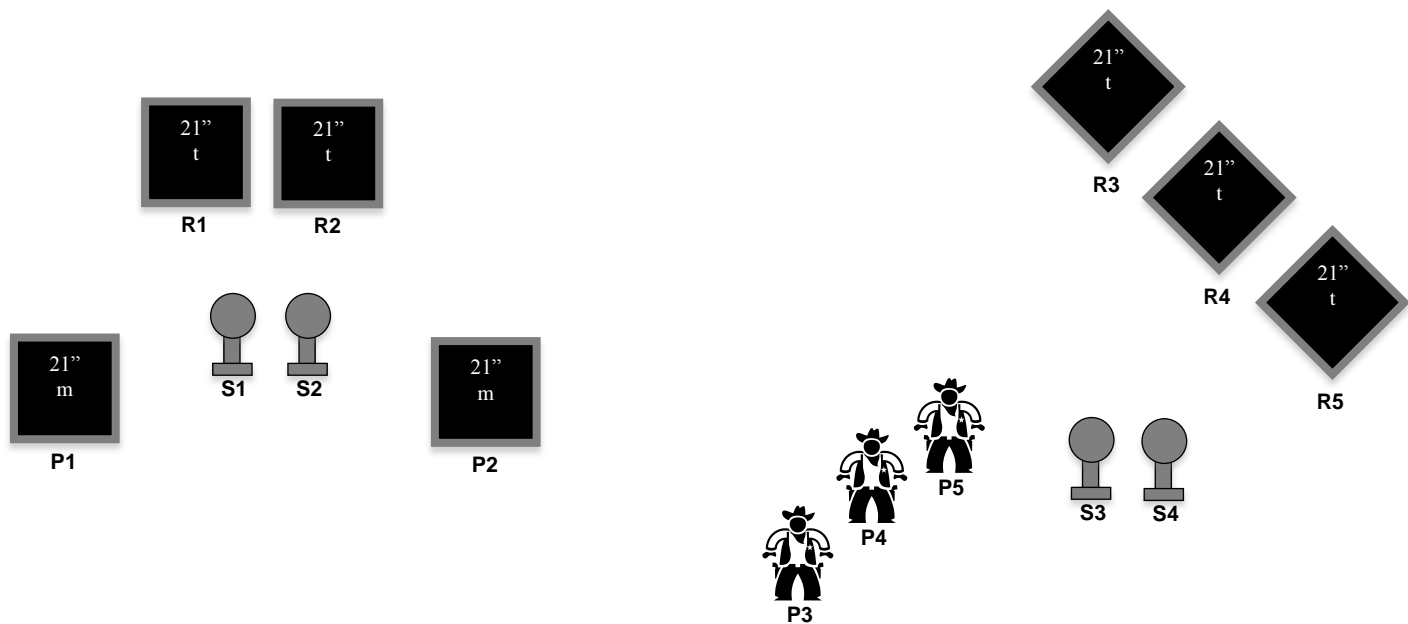
## STAGE FIVE - BAY #2 - Right Side

Round Count: 10 pistol, 9 rifle, and 2+ shotgun

Shooting Order: Pistols, Rifle, Shotgun

Staging: Rifle is loaded with 9 rounds and staged vertically in the doorway. Both pistols are loaded with 5 rounds each and holstered. Shotgun is staged safely.

Procedure: Shooter starts at left window with hands on window frame and when ready says "Start Line". At the beep with pistols engage the three pistol targets (P3, P4, P5) in 3 sweeps from the same direction, for example (P3, P4, P5, P3, P4, P5, P3, P4, P5) and then place the 10<sup>th</sup> round on the R5 bonus target for a 3 second bonus, misses do not count on bonus target. Move to the right window. Next with rifle engage the three rifle targets (R3, R4, R5) in 3 sweeps from the same direction. Move to the doorway. Last with shotgun engage the two knockdown targets (S3, S4) in any order.



# Cavalier Cowboys

Sunday - June 1<sup>st</sup>, 2014

## STAGE SIX - BAY #2 - Right Side

**Round Count:** 10 pistol, 10 rifle, and 2+ shotgun

**Shooting Order:** Shooters Choice

**Staging:** Rifle is loaded with 10 rounds and staged safely. Both pistols are loaded with 5 rounds each and holstered. Shotgun is staged safely.

**Procedure:** Shooter has choice of shooting order, except the rifle cannot be last. Shooter starts in stall #2 and when ready says "Start Line". At the beep: With rifle engage the two rifle targets (R1, R2) in the following order: (R1, R1, R2, R2, R1, R2, R1, R1, R2, R2). With shotgun engage the two knockdown targets (S1, S2) in any order. With pistols engage the two pistol targets (P1, P2) in the following order: (P1, P1, P2, P2, P1, P2, P1, P1, P2, P2).

