

Cavalier Cowboys

Sunday – December 1st, 2013

Stages Written by: Striker

“A Cowboy's Christmas Prayer”

-- From Cowboy Miner Productions' Classic Rhymes by S. Omar Barker --

I ain't much good at prayin',
and You may not know me, Lord—
For I ain't much seen in churches,
where they preach Thy Holy Word.
But you may have observed me
out here on the lonely plains,
A-lookin' after cattle,
feelin' thankful when it rains.

Admirin' Thy great handiwork.
the miracle of the grass,
Aware of Thy kind Spirit,
in the way it comes to pass
That hired men on horseback
and the livestock that we tend
Can look up at the stars at night,
and know we've got a Friend.

So here's ol' Christmas comin' on,
remindin' us again
Of Him whose coming brought good will
into the hearts of men.
A cowboy ain't a preacher, Lord,
but if You'll hear my prayer,
I'll ask as good as we have got
for all men everywhere.

Don't let no hearts be bitter, Lord.
Don't let no child be cold.
Make easy the beds for them that's sick
and them that's weak and old.
Let kindness bless the trail we ride,
no matter what we're after,
And sorter keep us on Your side,
in tears as well as laughter.

I've seen ol' cows a-starvin'—
and it ain't no happy sight;
Please don't leave no one hungry, Lord,
on Thy Good Christmas Night—
No man, no child, no woman,
and no critter on four feet
I'll do my doggone best
to help you find 'em chuck to eat.

I'm just a sinful cowpoke, Lord—
ain't got no business prayin'
But still I hope you'll ketch a word
or two, of what I'm sayin':
We speak of Merry Christmas, Lord—
I reckon You'll agree—

There ain't no Merry Christmas
for nobody that ain't free!
So one thing more I ask You,
Lord: just help us what You can
To save some seeds of freedom
for the future Sons of Man!

Cavalier Cowboys

Sunday – December 1st, 2013

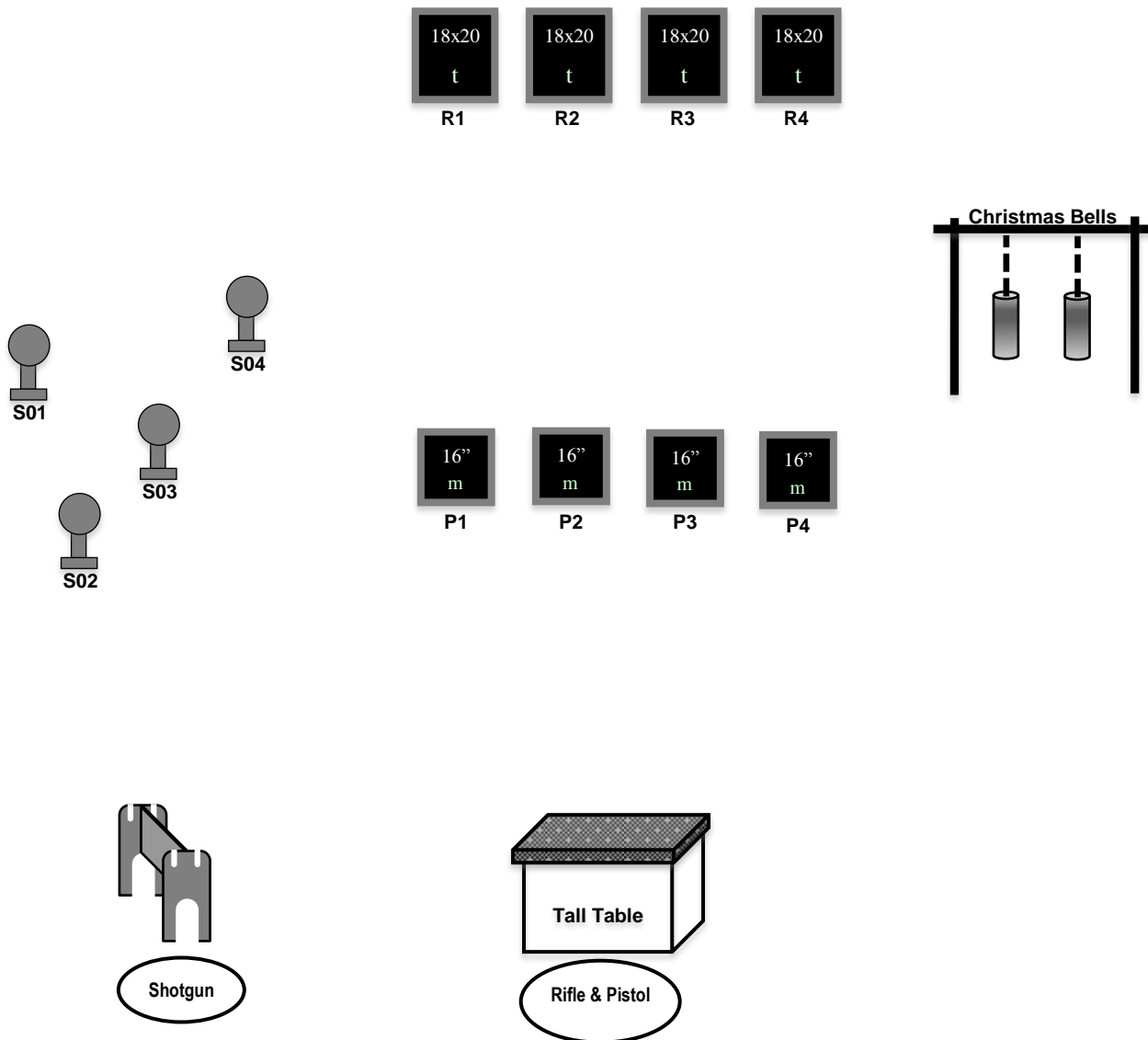
STAGE ONE – BAY #1

Round Count: 10 pistol, 10 rifle, and 4+ shotgun

Shooting Order: Rifle, Shotgun, Pistols

Staging: Rifle is loaded with 10 rounds and staged safely. Both pistols are loaded with 5 rounds each and holstered. Shotgun is staged safely.

Procedure: Shooter starts at Tall Table with the rifle at Cowboy Port Arms and when ready says “**Merry Christmas!!**”. At the beep, with rifle engage the four targets (R1, R2, R3, R4) in the following order: (R1, R2, R3, R4, R1, R2, R3, R1, R2, R1). Move to the Horse. Next with shotgun engage the four knockdown targets (S01, S02, S03, S04) in any order. Move to the Tall Table. Last with pistols engage the four pistol targets (P1, P2, P3, P4) using same instructions as the rifle.



Cavalier Cowboys

Sunday – December 1st, 2013

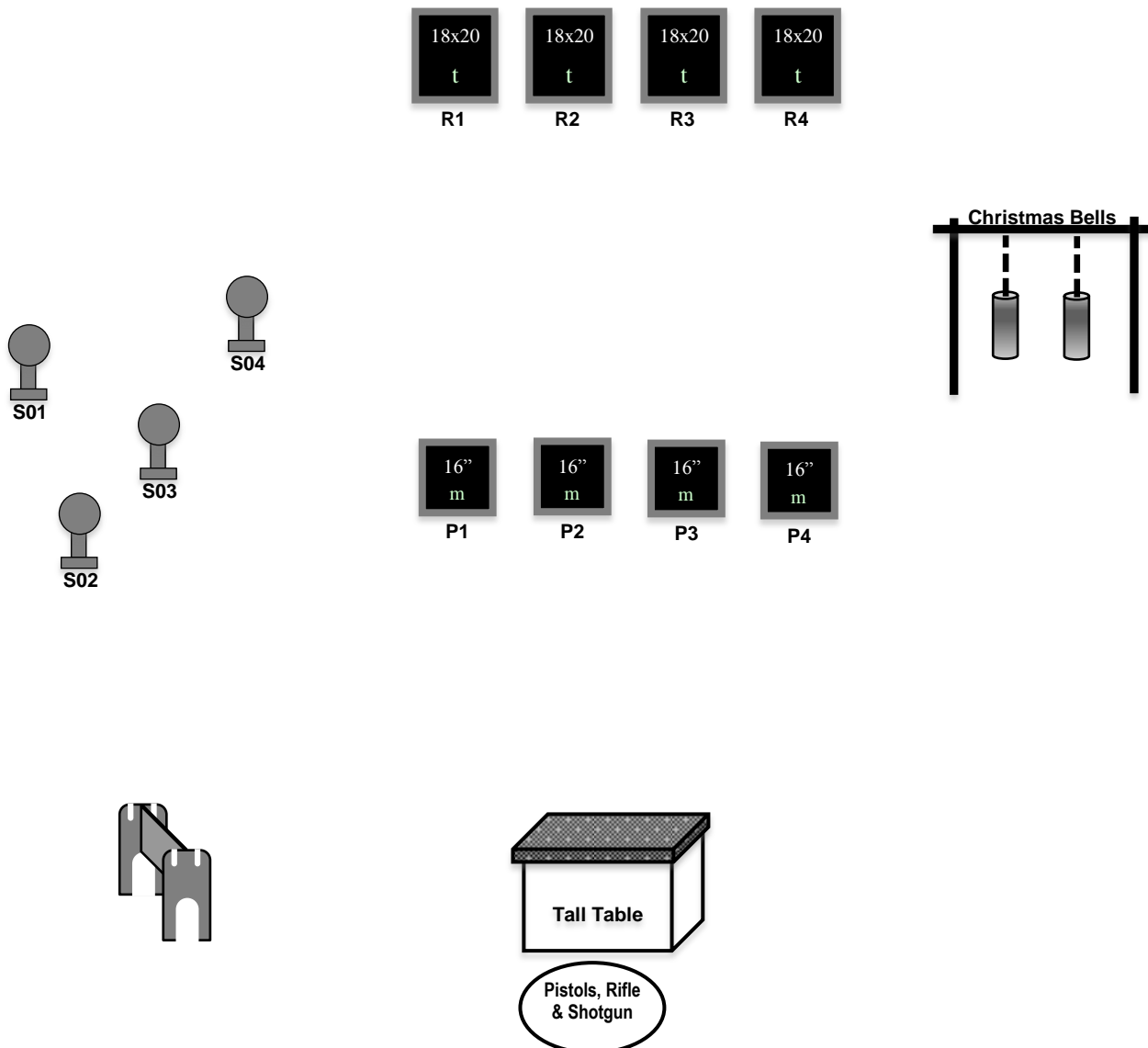
STAGE TWO – BAY #1

Round Count: 10 pistol, 10 rifle, and 6+ shotgun

Shooting Order: Rifle, Pistol, Shotgun

Staging: Rifle is loaded with 10 rounds and staged on Tall Table. Both pistols are loaded with 5 rounds each and staged on Tall Table. Shotgun is staged on Tall Table. Pistols will be drawn and holstered while standing.

Procedure: Shooter will be seated at the Tall Table for the entire stage. Shooter starts with hands on table and when ready says “**Merry Christmas!!**”. At the beep, with rifle engage the four rifle targets (R1, R2, R3, R4) in a 2-3-3-2 Sweep, for example: (R1, R1, R2, R2, R2, R3, R3, R3, R4, R4). Next with pistols engage the four pistols targets (P1, P2, P3, P4) using the same instructions as the rifle. Make pistols safe on Tall Table. Last with shotgun engage the two Christmas Bells with 3 rounds each, in any order.



Cavalier Cowboys

Sunday – December 1st, 2013

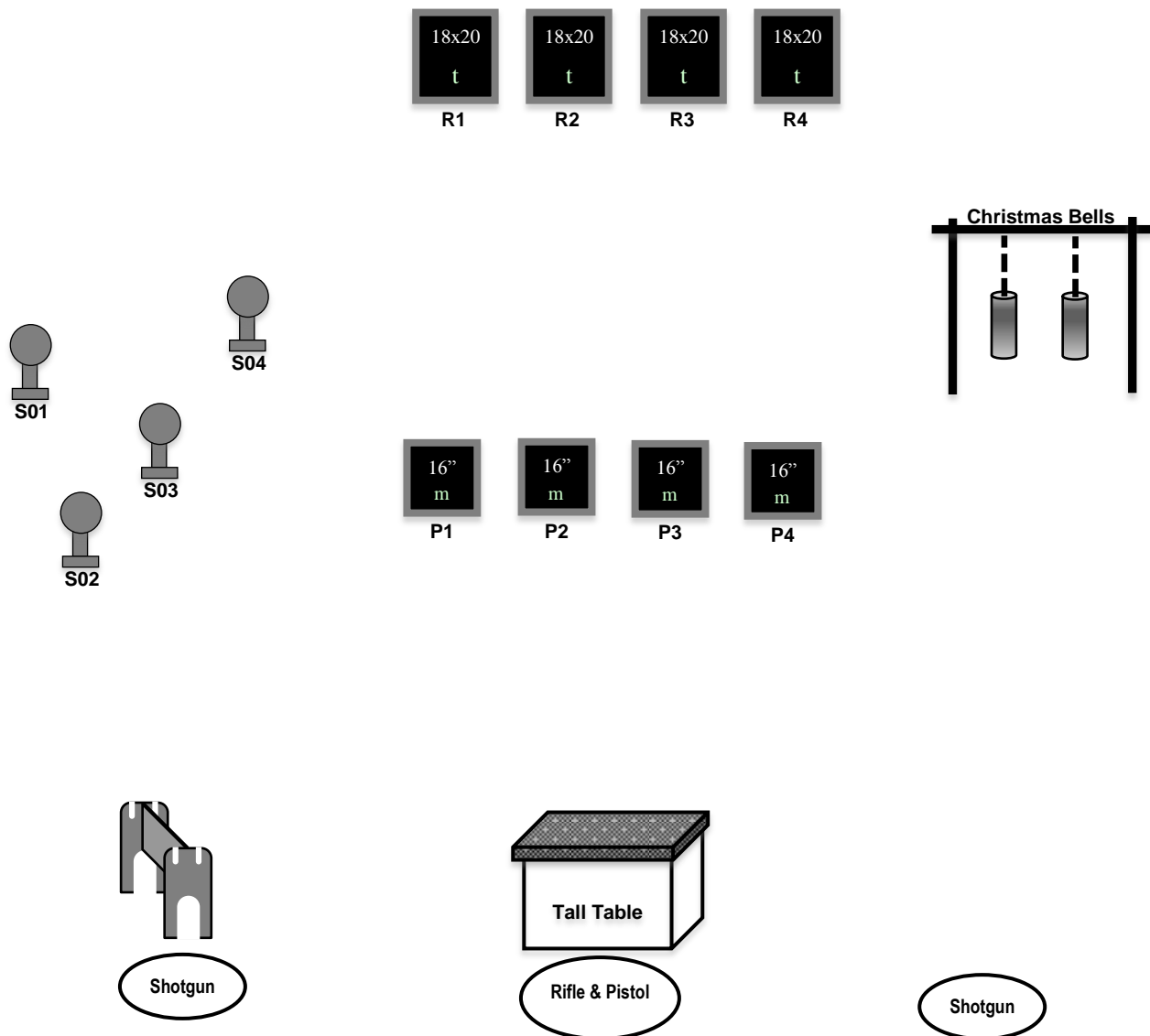
STAGE THREE – BAY #1

Round Count: 10 pistol, 10 rifle, and 6+ shotgun

Shooting Order: Rifle, Shotgun, Pistols, Shotgun

Staging: Rifle is loaded with 10 rounds and staged safely. Both pistols are loaded with 5 rounds each and holstered. Shotgun is staged safely.

Procedure: Shooter starts at Tall Table with hands touching hat/head and when ready says “**Merry Christmas!!**”. At the beep, with rifle engage the four rifle targets (R1, R2, R3, R4) for ten rounds with at least 2 rounds on each target. Move to the Horse. Next with shotgun engage the four knockdown targets (S01, S02, S03, S04) in any order. Move to the Tall Table. Next with pistols engage the four pistol targets (P1, P2, P3, P4) using the same instructions as the rifle. Move to the Spot Marked right of the Tall Table. Last with shotgun engage the Christmas Bells with 1 round each.



Cavalier Cowboys

Sunday – December 1st, 2013

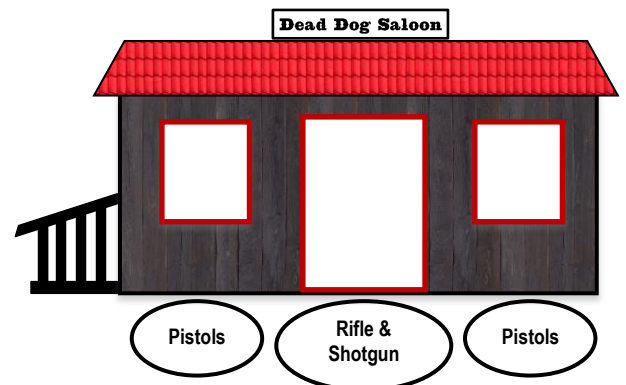
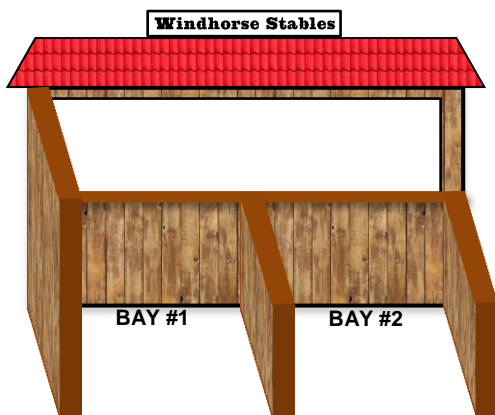
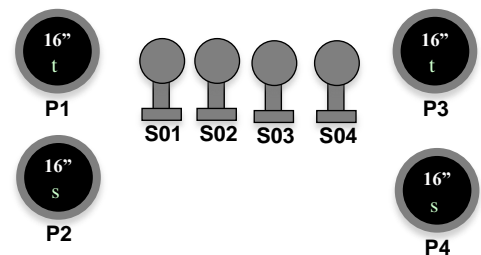
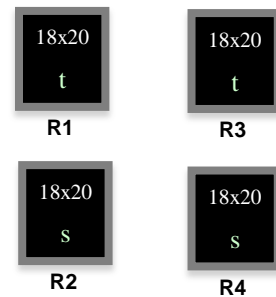
STAGE FOUR – BAY #2

Round Count: 10 pistol, 10 rifle, and 4+ shotgun

Shooting Order: Pistol, Pistol, Rifle, Shotgun

Staging: Rifle is loaded with 10 rounds and staged safely. Both pistols are loaded with 5 rounds each and holstered. Shotgun is staged safely.

Procedure: Shooter starts at the Right Window and when ready says “**Merry Christmas!!**”. At the beep: With pistols engage the two pistol targets (P3, P4) by alternating 5 rounds between the two targets. Move to the Left Window. Next engage the two pistol targets (P1, P2) by alternating 5 rounds between the two targets. Move to the Doorway. With rifle engage the four rifle targets (R1, R2, R3, R4) by alternating 5 rounds between 2 of the targets and then alternate 5 rounds between the other two targets. Last with shotgun engage the four knockdown targets (S01, S02, S03, S04) in any order.



Cavalier Cowboys

Sunday – December 1st, 2013

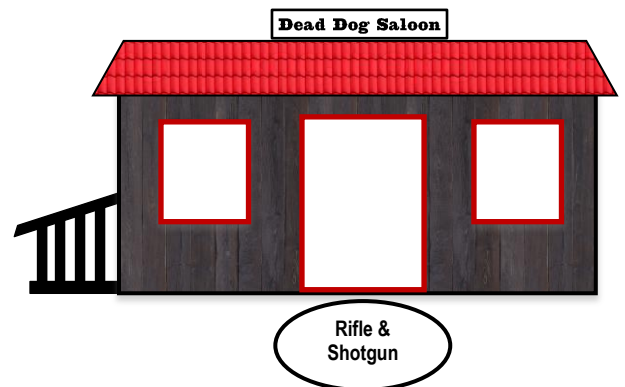

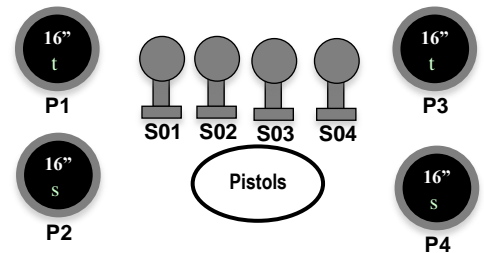
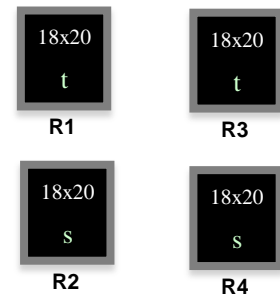
STAGE FIVE – BAY #2

Round Count: 10 pistol, 10 rifle, and 4+ shotgun

Shooting Order: Shotgun, Rifle, Pistols

Staging: Rifle is loaded with 10 rounds and staged safely. Both pistols are loaded with 5 rounds each and holstered. Shotgun is staged safely.

Procedure: Shooter starts at the Doorway with shotgun pointed safely down range and when ready says “**Merry Christmas!!**”. At the beep, with shotgun engage the four knockdown targets (S01, S02, S03, S04) in any order. Stage shotgun vertically. Next with rifle engage the four rifle targets (R1, R2, R3, R4) in a clockwise sweep, for example (R1, R3, R4, R2, R1, R3, R4, R2, R1, R3). Stage rifle vertically. Move to the shotgun targets. Last with pistols engage the four pistol targets (R1, R2, R3, R4) using the same instructions as the rifle.



Cavalier Cowboys

Sunday – December 1st, 2013

STAGE SIX – BAY #2

Round Count: 10 pistol, 10 rifle, and 4+ shotgun

Shooting Order: Pistol, Rifle, Shotgun

Staging: Rifle is loaded with 10 rounds and staged safely. Both pistols are loaded with 5 rounds each and holstered. Shotgun is staged safely.

Procedure: Shooter has the option of starting at either the Left or Right Window. Shooter starts at the window with hands on hat/head and when ready says “**Merry Christmas!!**”. At the beep, with pistols engage the two pistol targets (P1, P2) or (P3, P4) in a Progressive Sweep, for example (P1, P2, P2, P1, P1, P1, P2, P2, P2, P2). Move to the Doorway. Next with rifle engage the four rifle targets in a Progressive Sweep, for example (R1, R2, R2, R3, R3, R3, R4, R4, R4, R4). Last with shotgun engage the four knockdown targets (S01, S02, S03, S04) in any order.

