
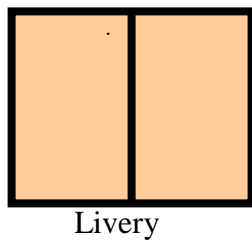
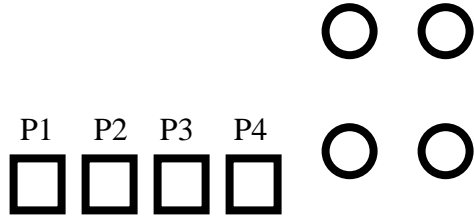
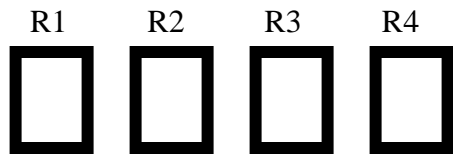
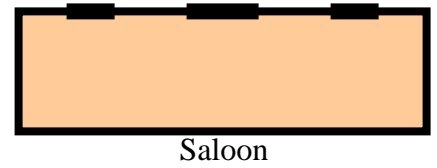
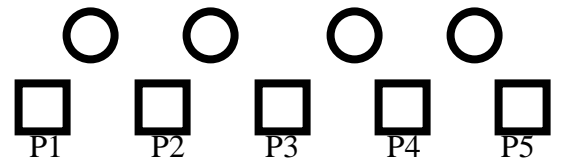
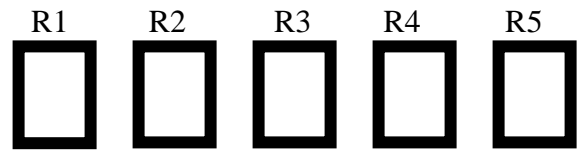


Stages 1,2, 3



Stages 4,5,6



Cavalier Cowboys

By: B.S. Walker

You've been tracking a gang of desperado's for days and you lost the trail. It's getting late and you need a place to bed-down so you circle back to an old half burnt down homestead you spotted beside a creek that morning. That would make a good spot. As you approach, you notice some smoke so you dismount and sneak in for a better look. You're in luck, it's the desperado's you've been tracking and their cooking up some grub. You figure it wouldn't be right to shoot a man on an empty stomach so you wait till they finish eating and then make your move.

Stage 1

Round count: 10-Pistol, 10-Rifle, 4+Shotgun

Shooting Order: Rifle, Shotgun, Pistol

Staging: Pistols loaded with 5 rounds each, holstered, Rifle loaded with 10 rounds, in left bay, Shotgun in right bay

Shooter starts standing in left bay of the livery in default position. When ready say **"THAT WAS YOUR LAST MEAL"**. At the beep engage the rifle targets in this order 1, 2, 3, 4, 4, 1, 1, 2, 3, 4. Make safe in left stall then move to right stall. Shoot the 4 shotgun knock-downs in any order. Then engage the pistol targets the same as with rifle.

Stage 2

Round Count: 10-Pistol, 10-Rifle, 4+Shotgun

Shooting Order: Shotgun, Rifle, Pistol

Staging: Pistols loaded with 5 rounds each, holstered, Rifle loaded with 10 rounds, on horse, Shotgun at Port Arms

Start standing between livery and horse with shotgun at port arms. When shooter is ready say **"THAT WAS YOUR LAST MEAL"**. At the beep shoot the 4 shotgun knock-downs front to back then front to back starting from either side. From behind horse engage the rifle targets in this order 1, 1, 1, 1, 2, 2, 2, 3, 3, 4. Make safe on horse then move into the right stall. Engage the pistol targets the same as rifle.

Stage 3

Round Count: 10-Pistol, 10+1-Rifle, 4+Shotgun

Shooting Order: Rifle, Pistol, Shotgun

Staging: Pistols loaded with 5 rounds each, staged in right stall, Rifle loaded with 10 rounds, in left stall, Shotgun in right stall

Shooter starts in left stall with both hands on center divider. To start the clock, say **“THAT WAS YOUR LAST MEAL”**. At the beep engage the rifle targets in this order 1, 2, 1, 3, 1, 4, 1, 3, 1, 2, 1. Extra round can be loaded anytime after the beep. Make safe in left stall. Then from right stall engage the pistol targets the same as rifle but without the reload 1, 2, 1, 3, 1, 4, 1, 3, 1, 2. Place pistols back on counter and shoot the 4 shotgun knock-downs in any order.

Some of the desperado’s got away but the rest met their match. You decide to take the bodies back to town for the reward money so you can re-supply and head out again. When you leave the sheriff’s office your whistle tells you, wet me wet me, so you decide to do just that. As you are enjoying your libation, you spot the rest of the desperado’s tying their horses up in front of the saloon. You go over and sit at the piano so they can’t see your face as they come in. When they approach the bar the leader says, hay, how about cranking out some tunes. It’s time to turn around and crank out some lead instead.

Stage 4

Round Count: 10-Pistol, 10-Rifle, 4+Shotgun

Shooting Order: Rifle, Pistol, Shotgun

Staging: Pistols loaded with 5 rounds each, holstered, Rifle loaded with 10 rounds, in doorway, Shotgun also in doorway

Shooter will stand facing up-range from the doorway in default position. Say **“SORRY, I DON’T DO LAST REQUESTS”**. At the beep turn and engage the rifle targets in this order outside, middle, outside, inside, inside and repeat. Each target must be engaged twice (ex. 1, 3, 5, 4, 2, 1, 3, 5, 2, 4) Then engage the pistol targets same instructions as with rifle. Shoot the 4 shotgun knock-downs in any order.

Stage 5

Round Count: 10-Pistol, 10-Rifle, 4+Shotgun

Shooting Order: Pistol, Rifle, Shotgun

Staging: Pistols loaded with 5 rounds each, holstered, Rifle loaded with 10 rounds, in left window, Shotgun also in left window

Start standing in doorway with hands on pistol butts. When ready say the starting line **“SORRY, I DON’T DO LAST REQUESTS”**. At the beep, engage the pistol targets in a West VA. sweep starting from either end. (ex. 1, 2, 3, 4, 5, 5, 4, 3, 2, 1) From left window, repeat same instructions as pistols on rifle targets. Then shoot left 2 shotgun knock-downs from the left window and the right 2 knock-downs from the doorway.

Stage 6

Round Count: 10-Pistol, 10-Rifle, 4+Shotgun

Shooting Order: Shotgun, Rifle, Pistol

Staging: Pistols loaded with 5 rounds each, holstered, Rifle loaded with 10 rounds, in right window, Shotgun at Port Arms

Shooter starts from doorway with shotgun at port arms and say’s **“SORRY, I DON’T DO LAST REQUESTS”**. At the beep shoot the 4 shotgun knock-downs in any order. From right window with rifle, engage rifle targets in this order 1, 2, 3, 5, 4, 3, 2, 2, 4, 4. Last, from doorway engage the pistol targets the same order as with the rifle.