

Targets for 08.14.13

Pistol Stand - Tall	3
Pistol Stand - Short	2
Pistol Targets	5
Rifle Stand - Tall	5
Large Rifle 18 x 20 Targets	5
Shotgun Knockdowns	4
Shotgun Bells	2
+ Tall Rifle stands	2

Table

Bale

Cavalier - 08/14/13: Stage 1

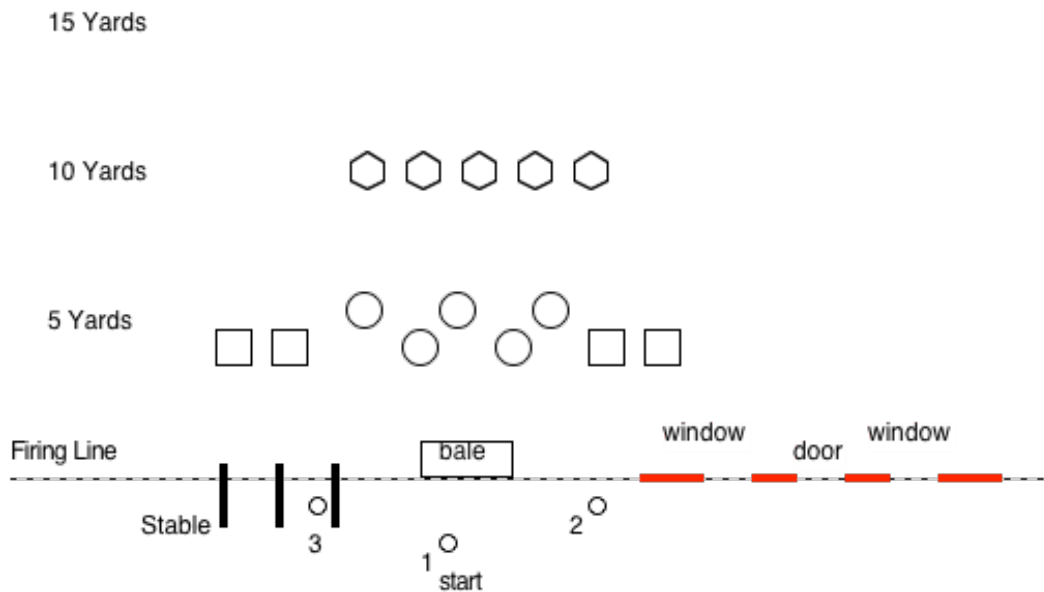
Pistol 10 - Rifle 08 - Shotgun 4+ Two pistols loaded with 5 rounds each, holstered. Rifle staged on bale - loaded with 8 rounds. Shotgun is staged on bale. Shooter has, at least, 4 shotgun shells on his/her person.

Procedure

Shooter starts standing behind bale.. When ready, say "Castigar". At the signal, shoot rifle targets with pistols and rifle, Castigar Barrido. Make rifle safe [pistol targets not in play]. Move to Saloon steps, shoot shotgun targets. Move to Stable, shoot shotgun targets.

Retrieve long guns and go to unloading table.

-  Rifle
-  Pistol
-  Shotgun
-  Shotgun shell



Cavalier - 08/14/13: Stage 2

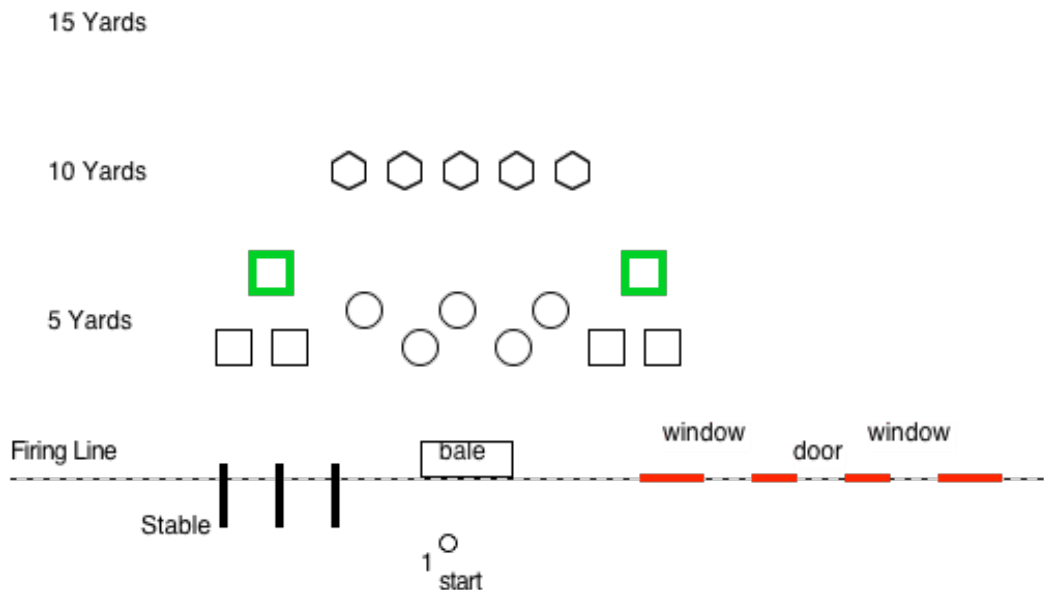
Pistol 10 - Rifle 10 - Shotgun 6+ Two pistols loaded with 5 rounds each, holstered. Rifle staged on bale - loaded with 10 rounds. Shotgun is staged on bale. Shooter has, at least, 6 shotgun shells on his/her person.

Procedure

Shooter starts standing behind bale.. When ready, say "Castigar". At the signal, shoot pistol targets 1, 2, 4, 2, 1. Shoot rifle targets, same instructions as pistols. Make rifle safe. Shoot shotgun knockdown targets, then Bells..

Retrieve long guns and go to unloading table.

-  Rifle
-  Pistol
-  Shotgun
-  Shotgun bell



Cavalier - 08/14/13: Stage 3

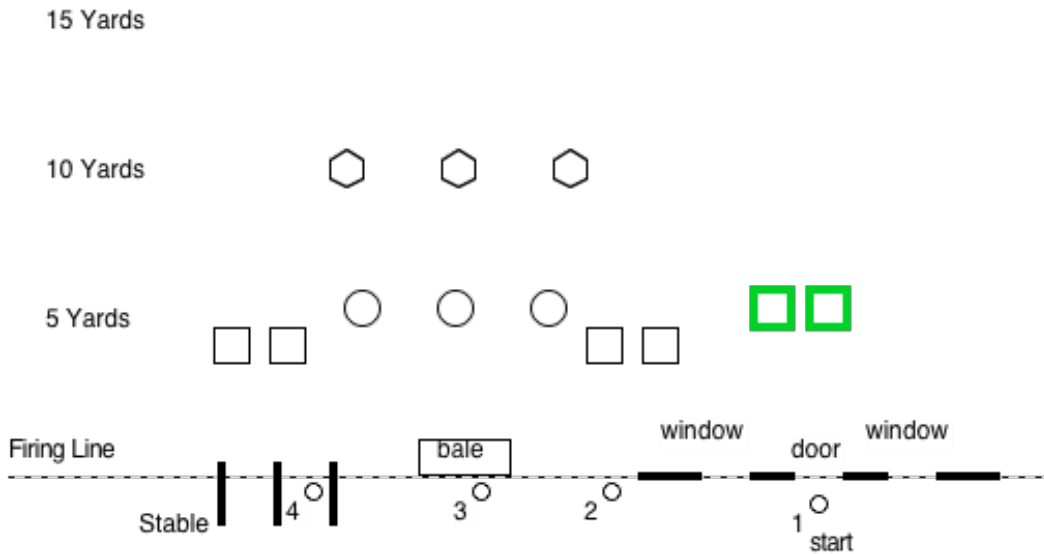
Pistol 10 - Rifle 10 - Shotgun 6+ Two pistols loaded with 5 rounds each, holstered. Rifle staged on bale - loaded with 10 rounds. Shotgun is held port arms.. Shooter has, at least, 6 shotgun shells on his/her person.

Procedure

Shooter starts standing at doorway, shotgun at port arms... When ready, say "Castigar". At the signal, shoot the Bells. Move to side of Saloon, shoot shotgun targets. Move to bale, make shotgun safe. Shoot pistol targets in a double tap Nevada sweep. Shoot rifle targets, same instructions, as pistols. Make rifle safe. Move to Stable, shoot shotgun targets...

Retrieve long guns and go to unloading table.

-  Rifle
-  Pistol
-  Shotgun
-  Shotgun bell



Cavalier - 08/14/13: Stage 4

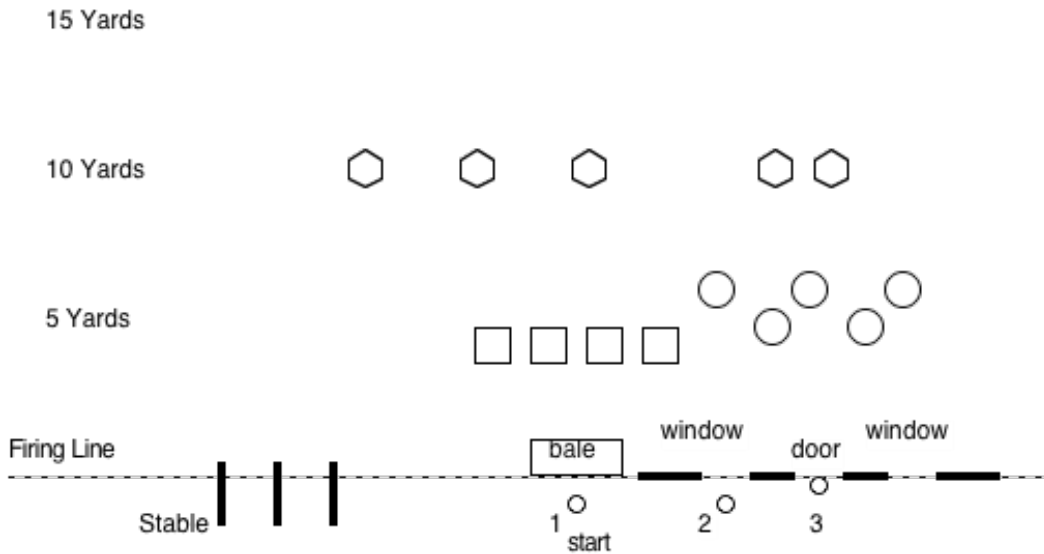
Pistol 10 - Rifle 10+1 - Shotgun 4+ Two pistols loaded with 5 rounds each, holstered. Rifle staged in left window - loaded with 10 rounds. Shotgun is staged on bale. Shooter has, at least, 4 shotgun shells on his/her person.

Procedure

Shooter starts standing behind bale.. When ready, say "Castigar". At the signal, Shoot shotgun targets. Make shotgun safe. Move to left window, shoot rifle targets, triple tapping the three left targets and single tapping the two right targets - load one rifle round at shooters option. Move to doorway, shoot pistol targets with 10 rounds.

Retrieve long guns and go to unloading table.

-  Rifle
-  Pistol
-  Shotgun
-  Shotgun shell



Cavalier - 08/14/13: Stage 5

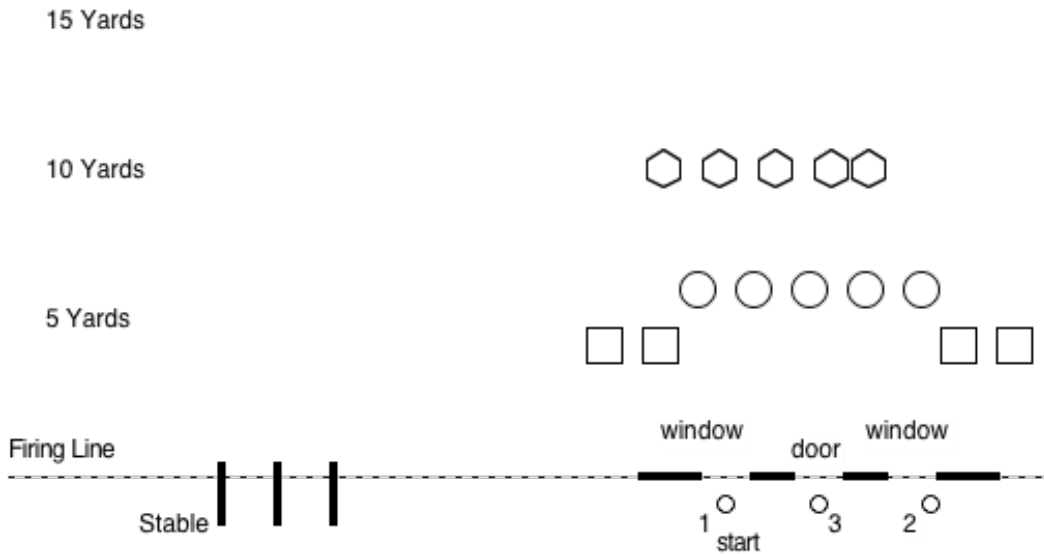
Pistol 10 - Rifle 10 - Shotgun 4+ Two pistols loaded with 5 rounds each, holstered. Rifle staged in left window - loaded with 10 rounds. Shotgun is staged in left window. Shooter has, at least, 4 shotgun shells on his/her person.

Procedure

Shooter starts standing at left window.. When ready, say "Castigar". At the signal, Shoot shotgun targets. Make shotgun safe. Shoot rifle targets, with two 5 round sweeps.. Move to right window, shoot shotgun targets. Make shotgun safe. Move to doorway, shoot pistol targets with two 5 round sweeps..

Retrieve long guns and go to unloading table.

-  Rifle
-  Pistol
-  Shotgun
-  Shotgun bell



Cavalier - 08/14/13: Stage 6

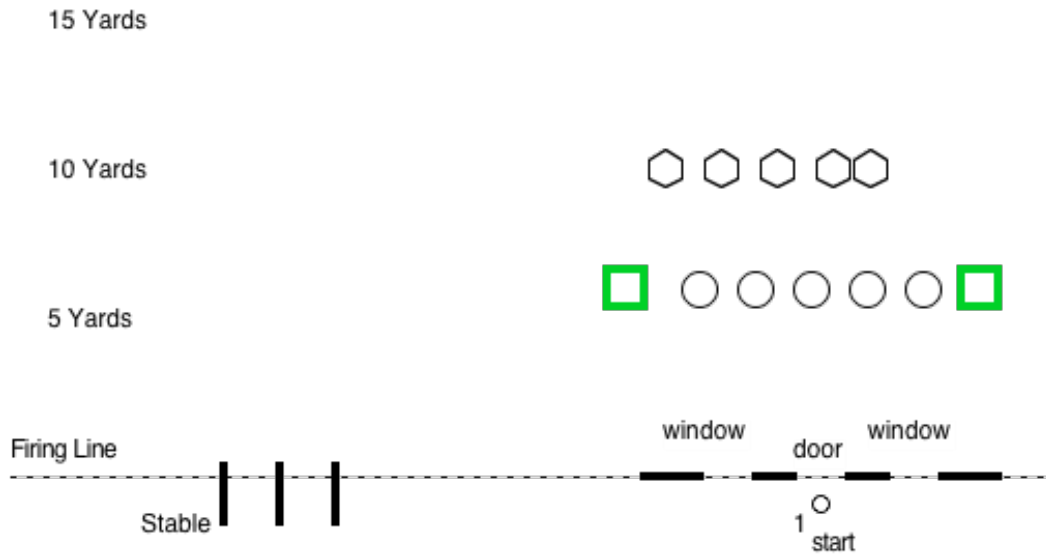
Pistol 10 - Rifle 10 - Shotgun 2+ Two pistols loaded with 5 rounds each, holstered. Rifle staged in doorway - loaded with 10 rounds. Shotgun is staged in doorway. Shooter has, at least, 2 shotgun shells on his/her person.

Procedure

Shooter starts standing indoorway, with hand(s) on pistol(s) {shooting style}.. When ready, say "Castigar". At the signal, shoot pistol targets P3, P2, P2, P1, P1, P3, P4, P4, P5, P5. Shoot rifle targets, same sequence as pistols. Make rifle safe. Shoot shotgun bells.

Retrieve long guns and go to unloading table.

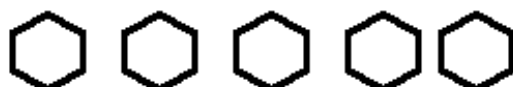
-  Rifle
-  Pistol
-  Shotgun
-  Shotgun bell



Castigar Barrido

Ten Pistol and Eight Rifle rounds

Five Rifle Targets



Sequence

- R1 - one round
- R2 - two rounds
- R1 - one round
- R3 - three rounds
- R1 - one round
- R4 - four rounds
- R1 - one round
- R5 - five rounds

The three firearms shot at shooters option.