

Cavalier Cowboys

By: Major BS Walker

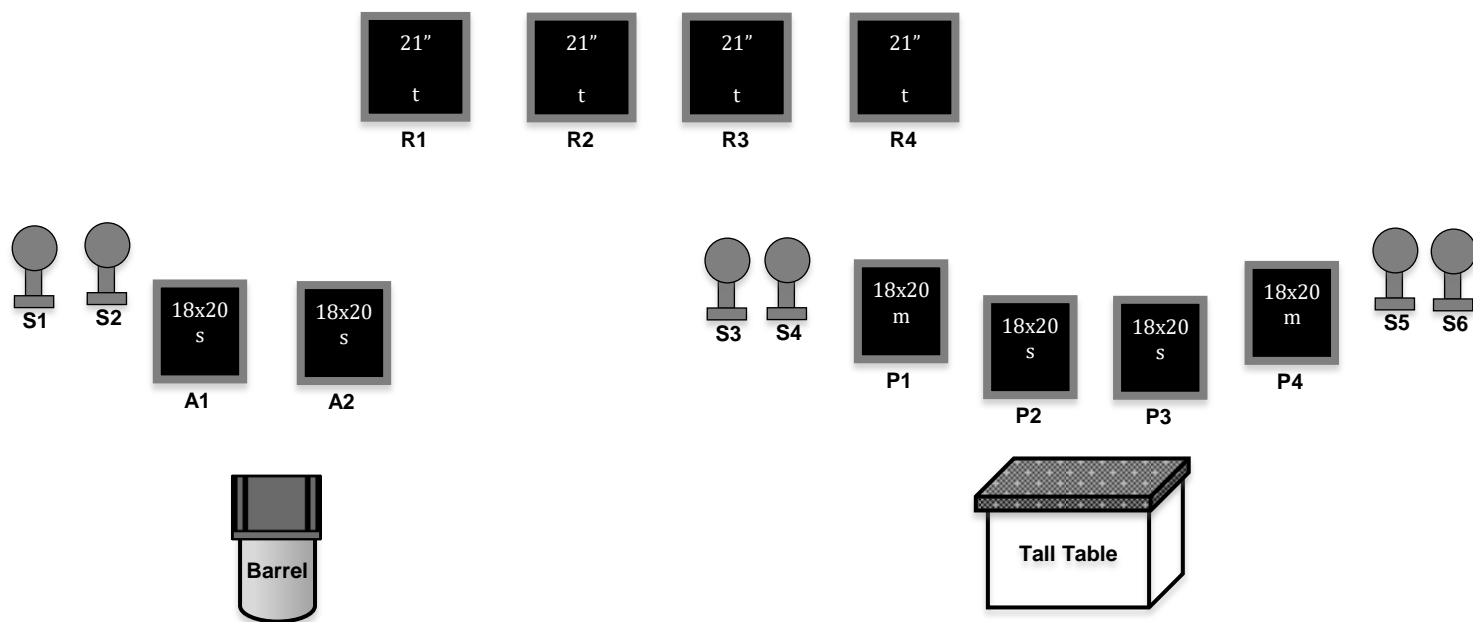
Jan. 3, 2016

Stage: 1

Round Count & Shooting Order: Rifle-10, Pistols-10, Shotgun-6+

Staging: Rifle loaded with 10 rounds, on table, Pistols loaded with 5 rounds each, holstered, Shotgun OE on the table

Procedure: Shooter starts at table in default position and when ready says, LETS FINISH THIS. At the beep, with rifle engage the R1 through R4 targets in this order, R1, R2, R3, R4, R3, R3, R2, R2, R1, R1. Next, with pistols engage the P1 through P4 targets with the same instructions as the rifle. Last, with shotgun engage the S3 through S6 knock-downs in any order then move with safe shotgun to barrel and engage the S1 & S2 knock-downs in any order.

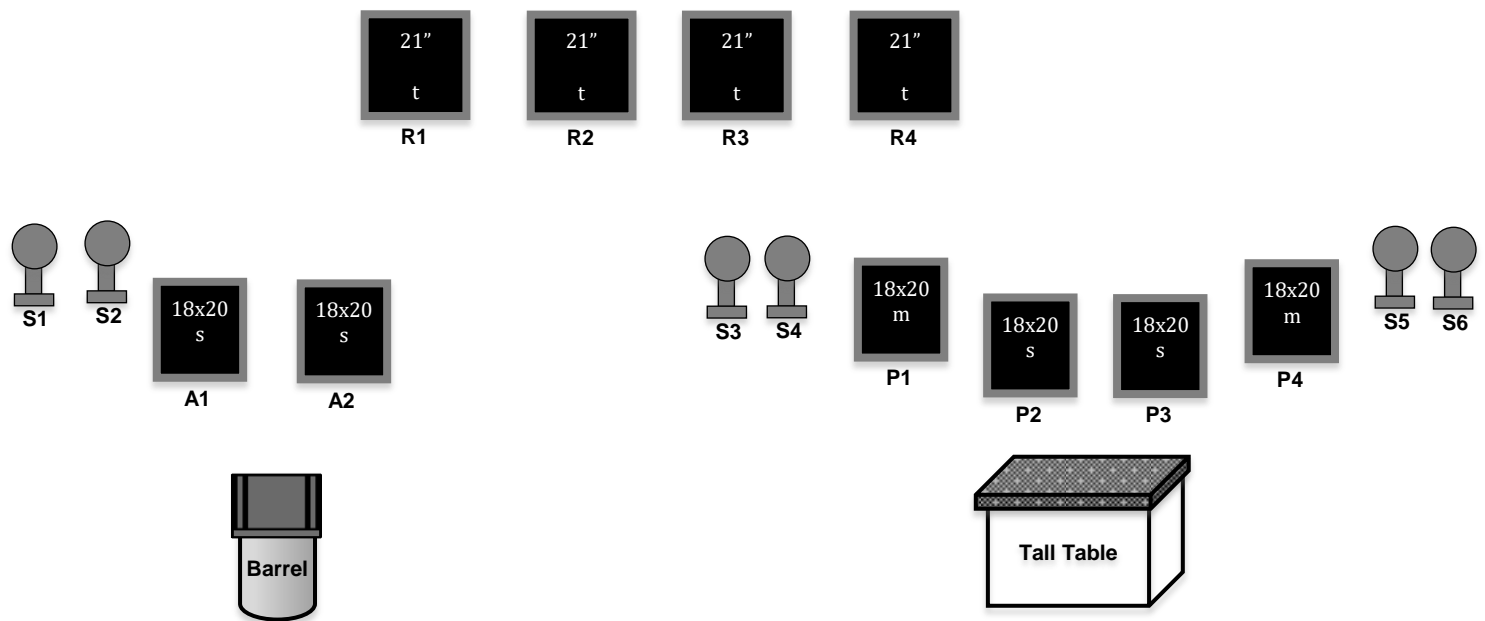


Stage: 2

Round Count & Shooting Order: Pistols -10, Rifle-10, Shotgun-2+

Staging: Pistols loaded with 5 rounds each, holstered, Rifle loaded with 10 rounds, on barrel, Shotgun OE on barrel

Procedure: Start standing at barrel with hands on pistol(s) and when ready say, LETS FINISH THIS. At the beep, with pistols engage the A1 & A2 targets in this order, A1, A1, A2, A2, A1- A2, A2, A1, A1, A2. Next, with rifle engage the R1 through R4 targets in this order, R1, R1, R4, R4, R2 - R4, R4, R1, R1, R3. Last, with shotgun engage the S1 & S2 knock-downs in any order.

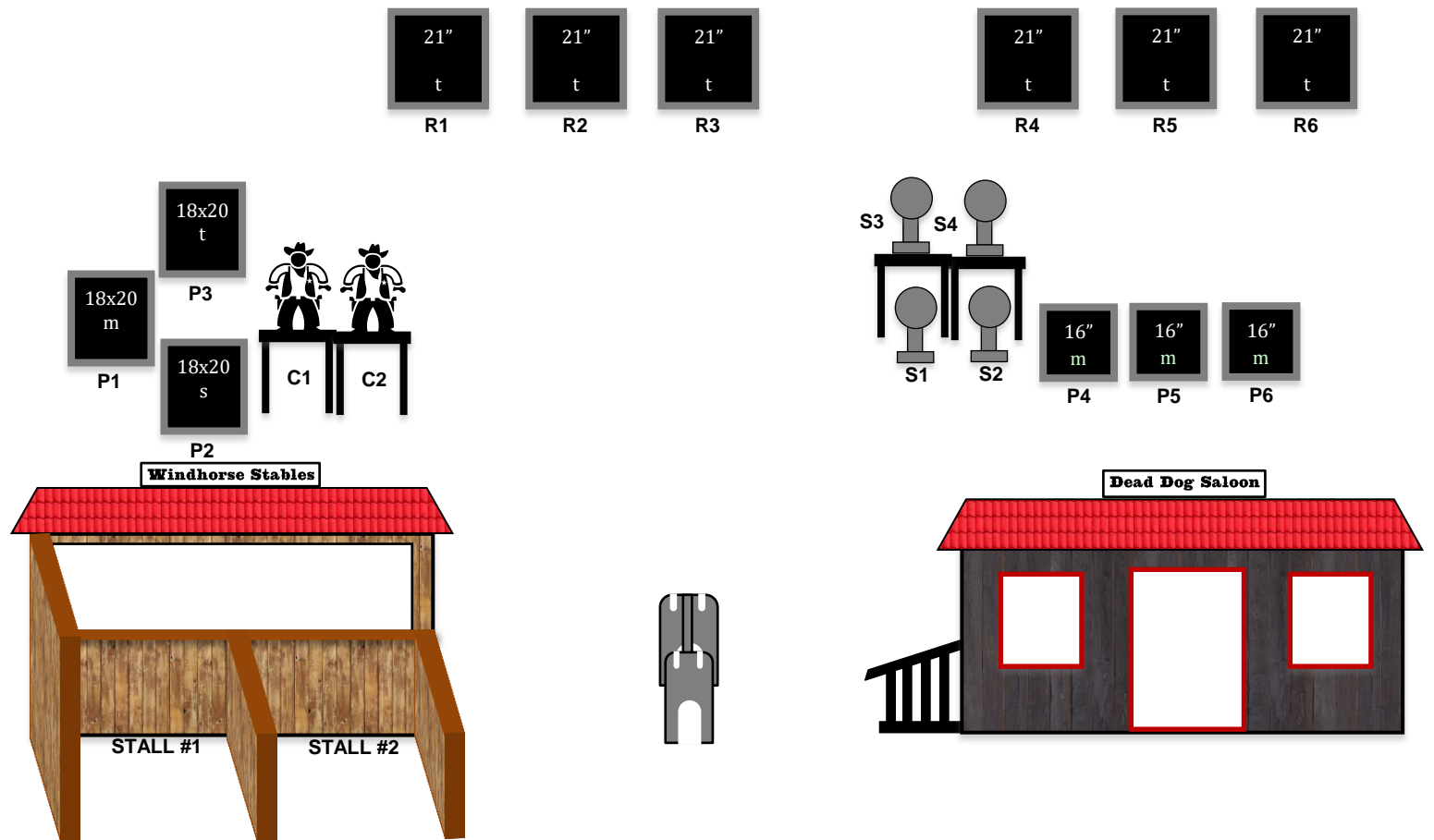


Stage; 3

Round Count & Shooting Order: Rifle-10, Shotgun-4+, Pistols-10

Staging: Rifle loaded with 10 rounds, cowboy port arms at barrel, Shotgun OE on barrel, Pistols loaded with 5 rounds each, holstered

Procedure: Shooter starts standing at barrel with rifle at cowboy port arms and when ready says, LETS FINISH THIS. At the beep, with rifle engage the R1 through R4 targets in this order, R1, R2, R2, R3, R3, R4, R3, R3, R2, R2. Next, with shotgun engage the S1 & S2 knock-downs in any order, then move with safe shotgun to table and engage the S5 & S6 knock-downs in any order. Last, with pistols engage the P1 through P4 targets with the same instructions as the rifle.

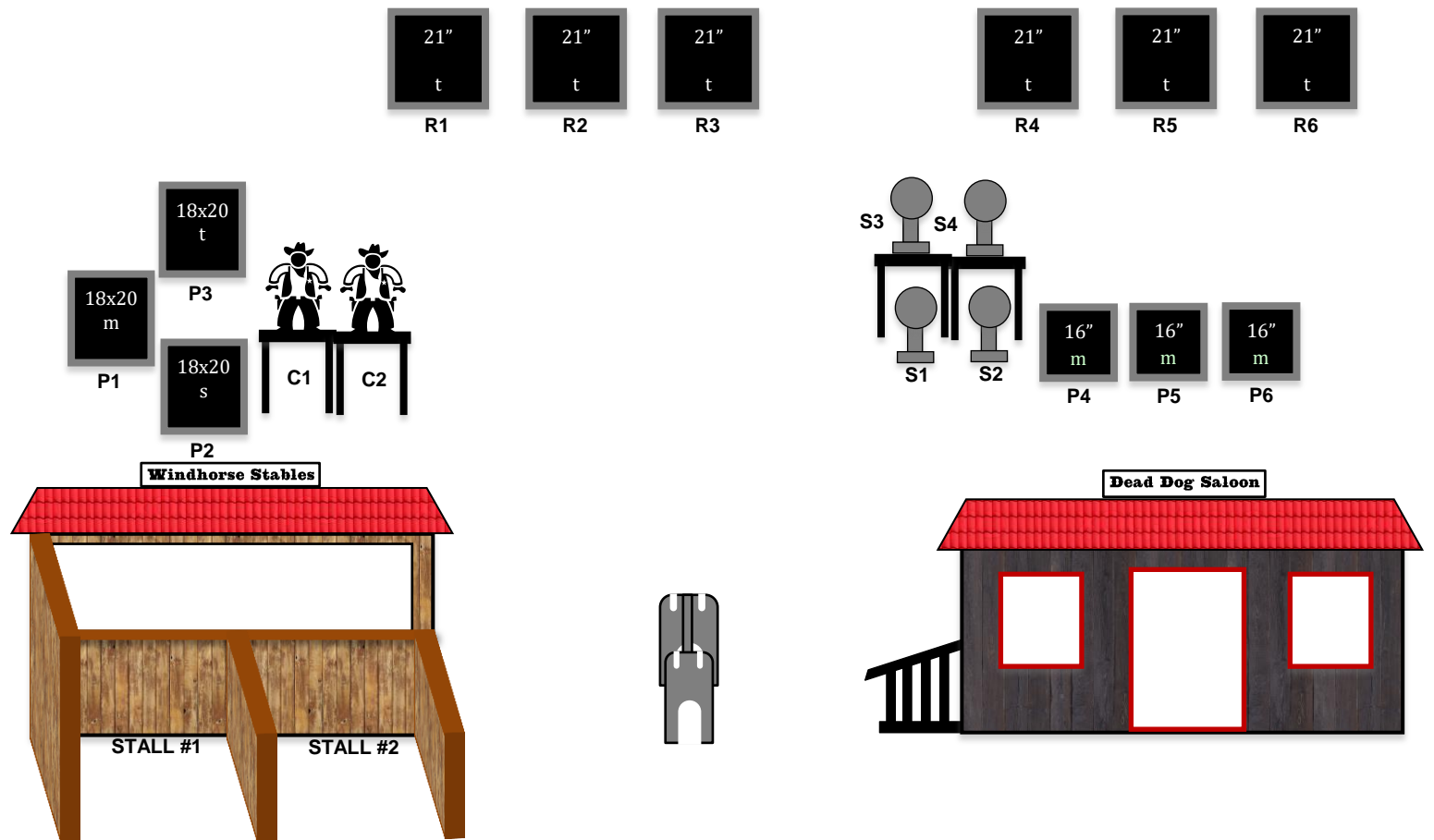


Stage; 4

Round Count & Shooting Order: Rifle-10, Pistols-10, Shotgun-2+

Staging: Rifle loaded with 10 rounds on horse, Pistols loaded with 5 rounds each, holstered, Shotgun OE in stall 2

Procedure: Shooter starts standing at the horse with hands on hat-head and when ready says, NOW IT'S OVER. At the beep, with rifle engage the R1, R2, & R3 targets in this order, R1, R2, R1, R3, R1, R2, R1, R3, R1, R2. Next, move to stall 2 and with pistols engage the P1, P2, & P3 targets with the same instructions as the rifle. Last, with shotgun engage the two cowboy knock-downs in any order.

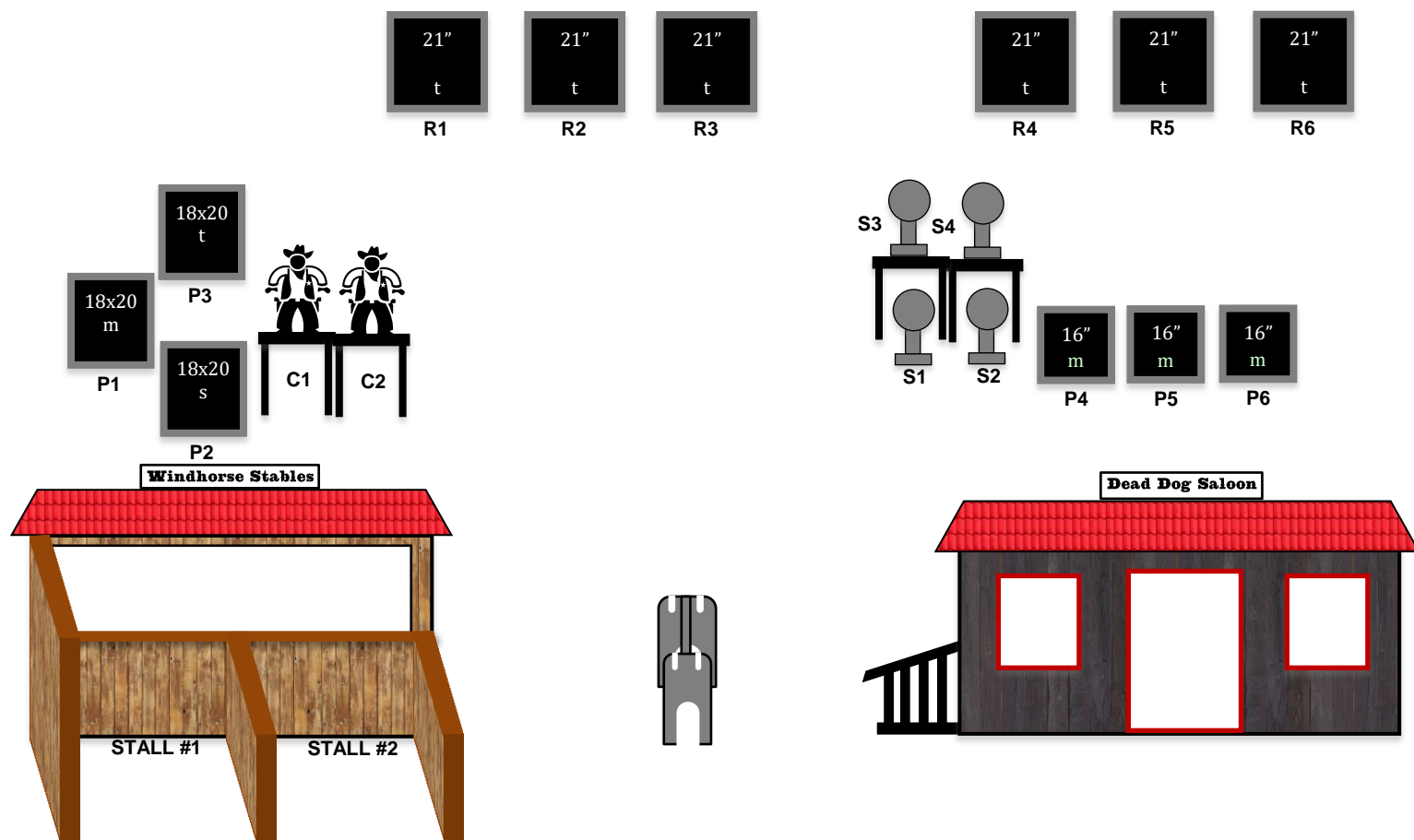


Stage: 5

Round Count & Shooting Order: Rifle-10, Shotgun-4+, Pistols-10

Staging: Rifle loaded with 10 rounds held cowboy port arms at doorway, Shotgun OE in left window, Pistols loaded with 5 rounds each, holstered

Procedure: Start standing at doorway with rifle at cowboy port arms and when ready say, NOW IT'S OVER. At the beep, with rifle engage the R4, R5, & R6 targets starting at either end with two 5 shot sweeps with second sweep from the opposite end as the first, (ex. R4, R5, R6, R5, R4 – R6, R5, R4, R5, R6). Next, move to left window and with shotgun engage the four knock-downs in any order. Last, move back to doorway and with pistols engage the P4, P5 & P6 targets with the same instructions as the rifle.



Stage: 6

Round Count & Shooting Order: Pistols-10, Rifle-10, Shotgun-4+

Staging: Pistols loaded with 5 rounds each, holstered, Rifle loaded with 10 rounds in left window, Shotgun OE in left window

Procedure: Shooter starts standing in doorway with hands on left & right door frame and when ready says, NOW IT'S OVER. At the beep, with pistols engage the P4, P5 & P6 targets in this order, P4, P5, P5, P6, P6 - P4, P4, P5, P5, P6. Next, move to left window and with rifle engage all six R targets by placing only one round each on the two outside targets and two rounds each on the four inside targets, in any order. Last, from window with shotgun engage the four knock-downs in any order.