

Targets for 12.09.15

Pistol cowboys	3
Pistol Round	7
Large Rifle	10
Shotgun Knockdowns	6
Shotgun Bells	2
Vertical Stand	1
Table	1

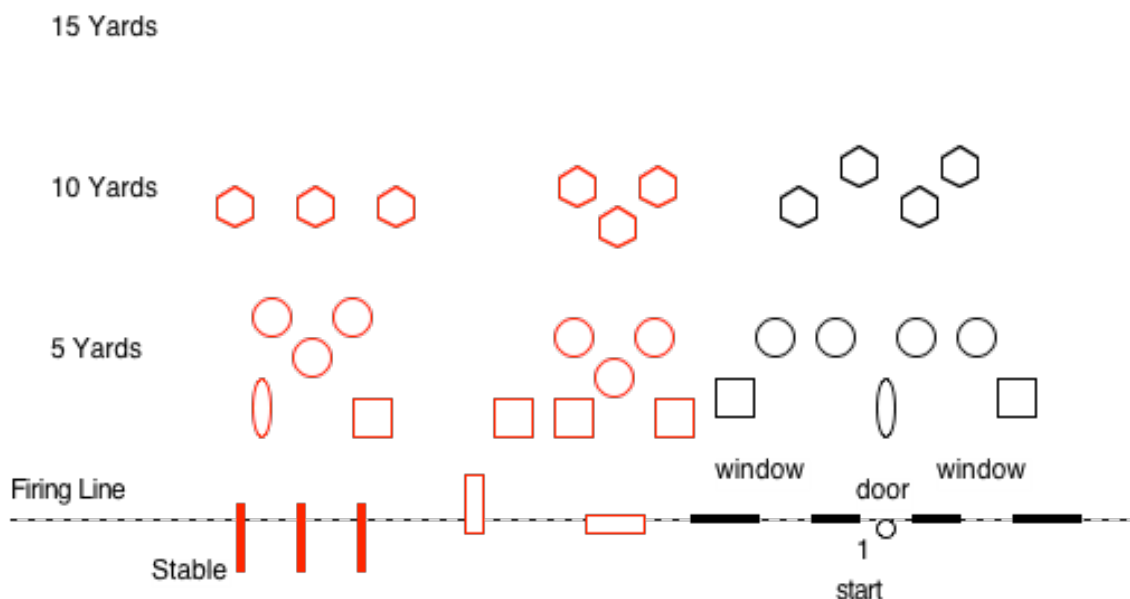
Cavalier - 12/09/15: Stage 1

Pistol 10 - Rifle 10 - Shotgun 4+ Two pistols loaded with 5 rounds each, holstered. Rifle staged in doorway - loaded with 10 rounds. Shotgun is staged in doorway. Shooter has, at least, 4 shotgun shells on his/her person.

Procedure

Shooter starts standing in doorway holding Bell.. When ready - ring bell and say "It's not a cow bell". At the signal, set the bell down and shoot the four pistol targets in a progressive sweep from either end. Shoot the four rifle targets, same instructions as pistols. Make rifle safe. Shoot shotgun targets: bell, knockdown, bell.

Retrieve long guns and go to unloading table.



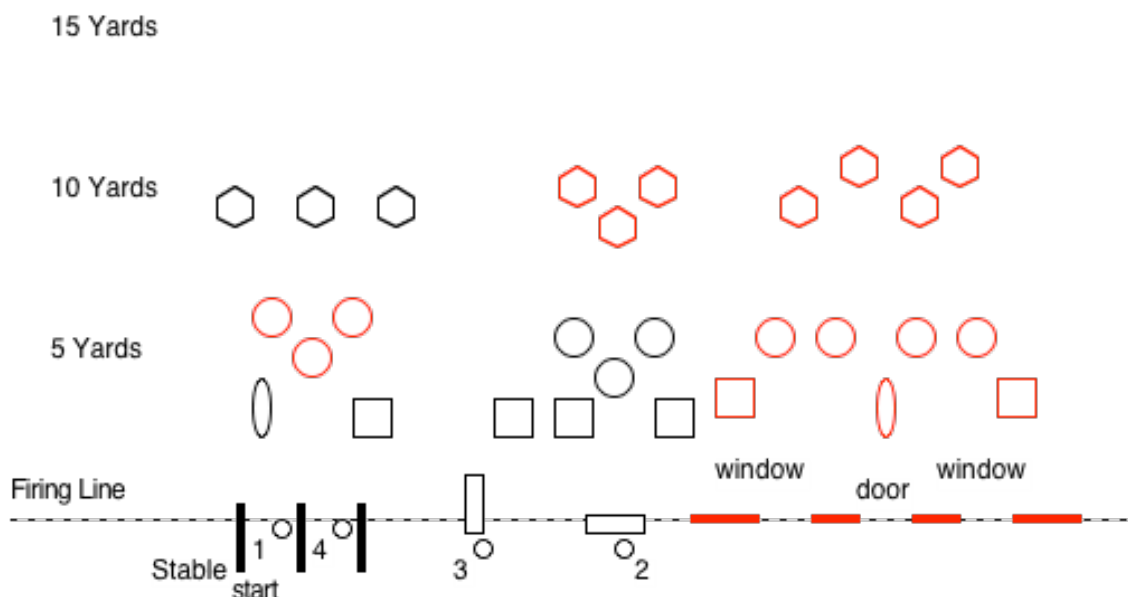
Cavalier - 12/09/15: Stage 2

Pistol 10 - Rifle 10 - Shotgun 5+ Two pistols loaded with 5 rounds each, holstered. Rifle staged in Stall 1 - loaded with 10 rounds. Shotgun is staged on Verticle Stand. Shooter has, at least, 5 shotgun shells on his/her person.

Procedure

Shooter starts standing in Stall 1 holding Bell.. When ready - ring bell and say "It's not a cow bell". At the signal, set the bell down and triple tap the three rifle targets, then shoot center target with 10th round. Make rifle safe. Move to Table, shoot the three pistol targets, same instructions as rifle.. Move to verticle Stand, shoot the three right shotgun targets. Then move to Stall 2, shoot knockdown target, then the bell.

Retrieve long guns and go to unloading table.



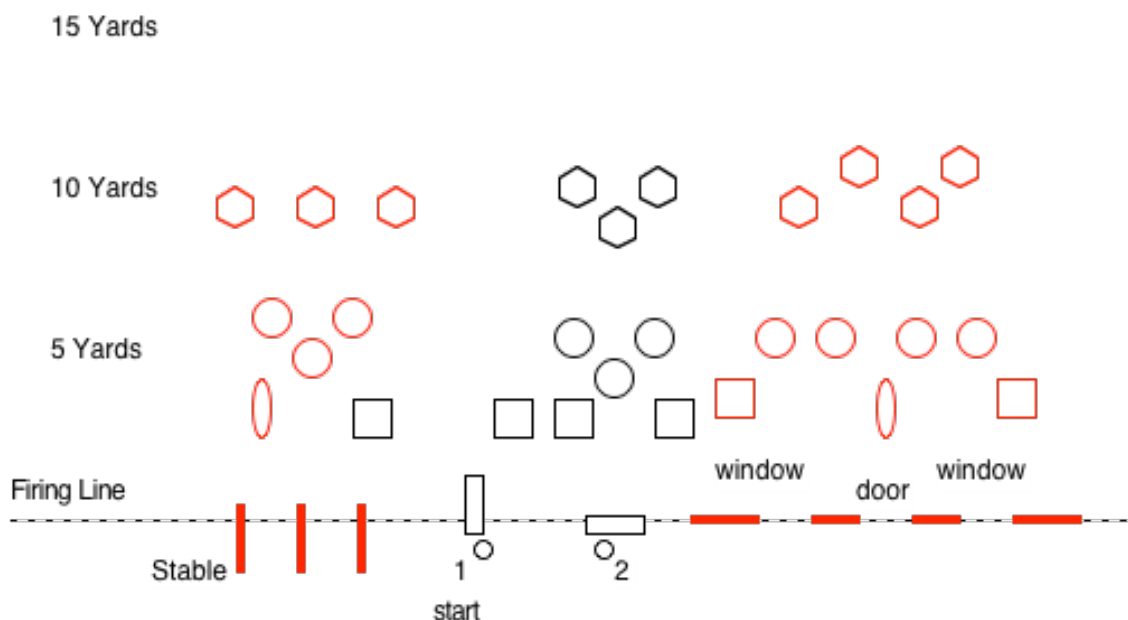
Cavalier - 12/09/15: Stage 3

Pistol 10 - Rifle 10 - Shotgun 4+ Two pistols loaded with 5 rounds each, holstered. Rifle staged on Table - loaded with 10 rounds. Shotgun is staged on Verticle Stand. Shooter has, at least, 4 shotgun shells on his/her person.

Procedure

Shooter starts behind Verticle Stand. When ready, say "Where's the bell". At the signal, shoot the four shotgun targets, any order. Make shotgun safe in Verticle Stand and move to Table, shoot the three rifle targets in a 5 round Nevada sweep from the left, then a 5 round Nevada sweep from the right. Make rifle safe. Shoot the three pistol targets, same instructions as rifle.

Retrieve long guns and go to unloading table.



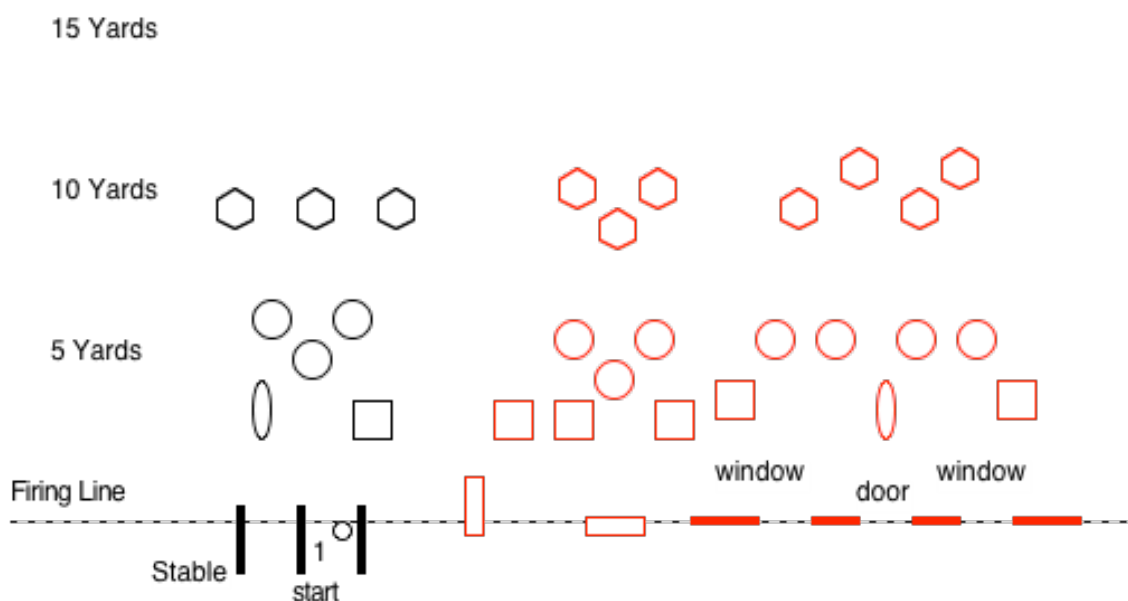
Cavalier - 12/09/15: Stage 4

Pistol 10 - Rifle 10 - Shotgun 2+ Two pistols loaded with 5 rounds each, holstered. Rifle staged in Stall 2 - loaded with 10 rounds. Shotgun is staged in Stall 2. Shooter has, at least, 2 shotgun shells on his/her person.

Procedure

Shooter starts standing in Stall 2 holding Bell.. When ready - ring bell and say "It's a Christmas bell". At the signal, set the bell down and shoot the three rifle targets: 1-3-6. Make rifle safe. Shoot the three pistol targets, same instructions as rifle.. Shoot the two shotgun targets: knockdown target, then the bell.

Retrieve long guns and go to unloading table.



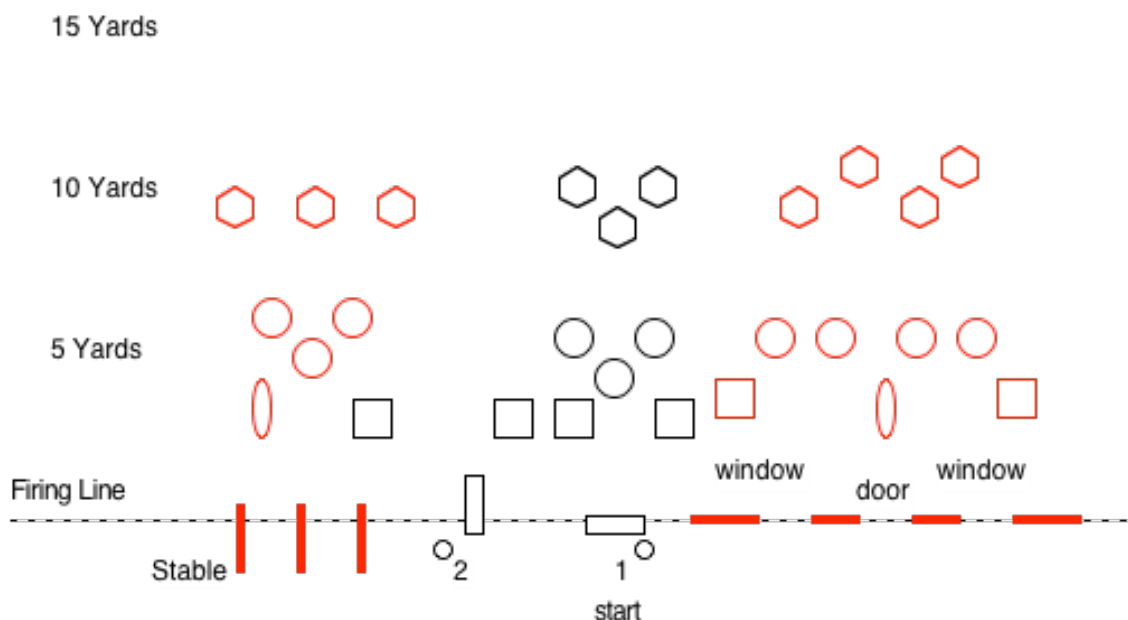
Cavalier - 12/09/15: Stage 5

Pistol 10 - Rifle 10 - Shotgun 4+ Two pistols loaded with 5 rounds each, holstered. Rifle is held safely - loaded with 10 rounds. Shotgun is staged on Verticle Stand. Shooter has, at least, 4 shotgun shells on his/her person.

Procedure

Shooter starts standing behind Table, with rifle held safely.. When ready say "I lost the bell". At the signal, shoot the three rifle Targets: 1-3-1, then 2-1-2, from either end. Make rifle safe. Shoot the three pistol targets, same instructions as rifle. Then move to Verticle Stand, shoot the left knockdown target, then the three right knockdown targets.

Retrieve long guns and go to unloading table.



Cavalier - 12/09/15: Stage 6

Pistol 10 - Rifle 10 - Shotgun 5+ Two pistols loaded with 5 rounds each, holstered. Rifle staged in doorway - loaded with 10 rounds. Shotgun staged in doorway. Shooter has, at least, 5 shotgun shells on his/her person.

Procedure

Shooter starts standing in doorway holding Bell.. When ready - ring bell and say "It's Christmas Time". At the signal, set the bell down and shoot the four rifle targets in a regressive sweep from either end. Make rifle safe. Shoot the four pistol targets, same instructions as rifle. Shoot shotgun targets: bell, knockdown, bell, knockdown, bell.

Retrieve long guns and go to unloading table.

