

Targets for 05.13.15

Pistol Stand - Tall	6
---------------------	---

Pistol Stand - Short	3
----------------------	---

Pistol Targets	9
----------------	---

Rifle Stands & Targets	8
------------------------	---

Shotgun Knockdowns	6
--------------------	---

Barrel

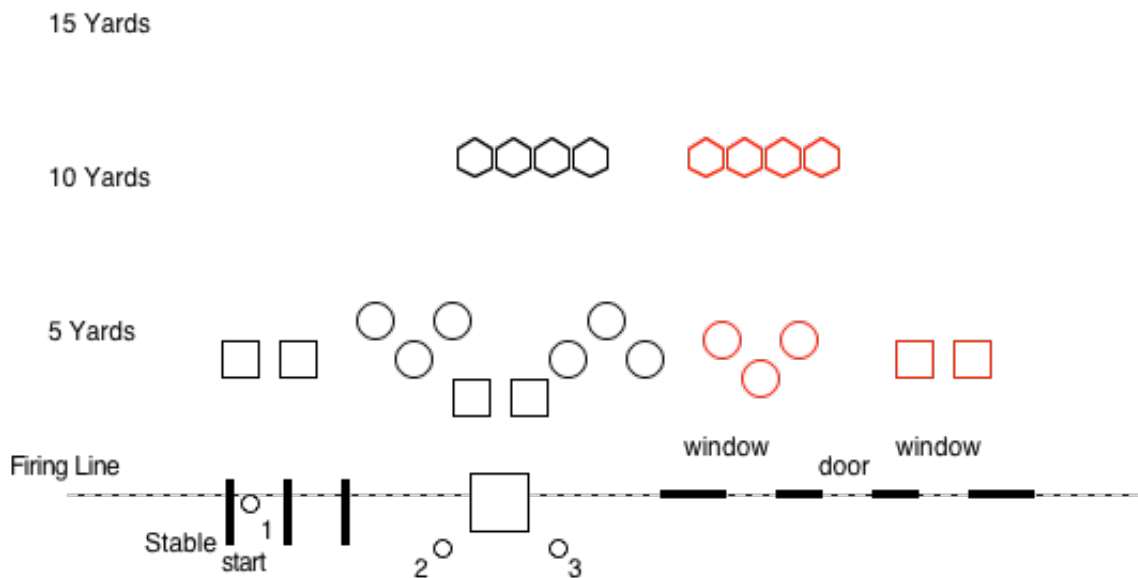

Cavalier - 05/13/15: Stage 1

Pistol 10 - Rifle 10 - Shotgun 4+ Two pistols loaded with 5 rounds each, holstered. Rifle staged on barrel - loaded with 10 rounds. Shotgun is staged in Stall 1. Shooter has, at least, 4 shotgun shells on his/her person.

Procedure

Shooter starts standing in Stall 1.. When ready, say "Ready". At the signal, Shoot the two shotgun targets. Move to vicinity of barrel, make shotgun safe on barrel. Shoot four rifle targets in a Nevada sweep from either end. Make rifle safe. Shoot left pistol targets in a Nevada sweep from either end. Shoot right pistol targets in a Nevada sweep from either end. Move if needed. Shoot the two shotgun targets.

Retrieve long guns and go to unloading table.



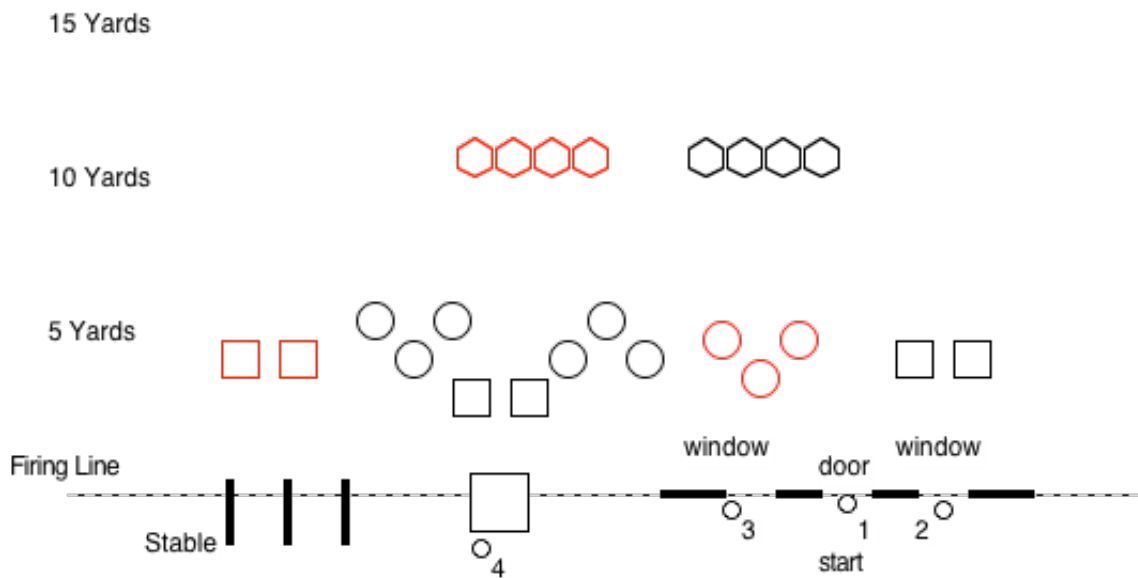

Cavalier - 05/13/15: Stage 2

Pistol 10 - Rifle 10 - Shotgun 4+ Two pistols loaded with 5 rounds each, holstered. Rifle staged in left window- loaded with 10 rounds. Shotgun is staged in right window. Shooter has, at least, 4 shotgun shells on his/her person.

Procedure

Shooter starts standing in doorway with a hand on each side of door jam. When ready, say "Ready". At the signal, move to right window, shoot the two shotgun targets. Move to left window. Make shotgun safe. Shoot the rifle targets with 10 rounds. Make rifle safe. Move to vicinity of barrel with shotgun, shoot the two shotgun targets. Make shotgun safe on barrel. Shoot the pistol targets with 10 rounds. Move, as needed, in vicinity of barrel.

Retrieve long guns and go to unloading table.



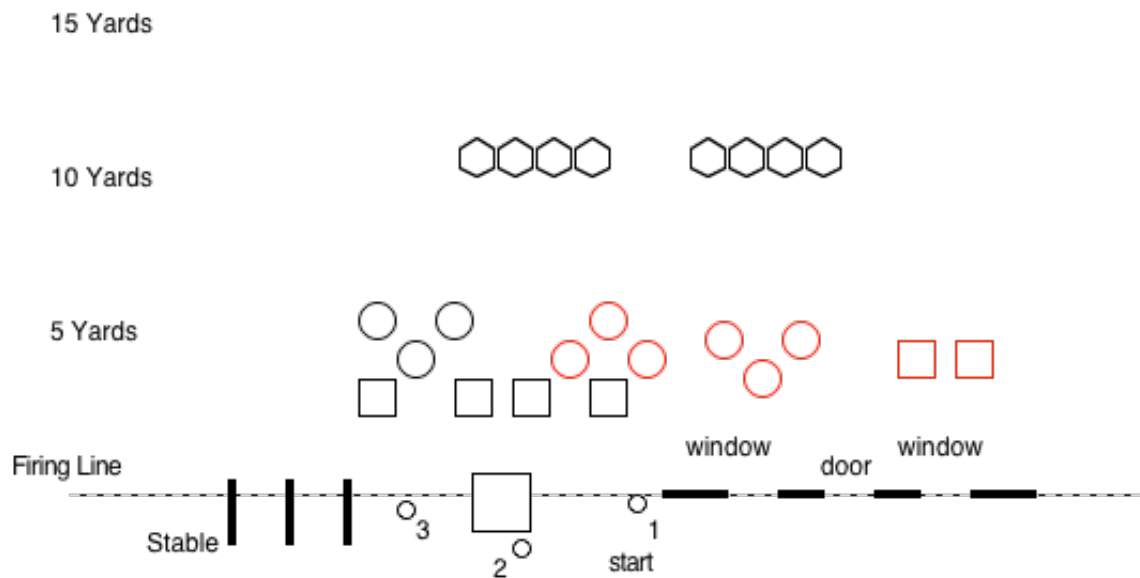

Cavalier - 05/13/15: Stage 3

Pistol 10 - Rifle 10 - Shotgun 4+ Two pistols loaded with 5 rounds each, holstered. Rifle held pointed safely down range - loaded with 10 rounds. Shotgun is staged on barrel. Shooter has, at least, 4 shotgun shells on his/her person.

Procedure

Shooter starts standing next to Saloon side stairs. When ready, say "Ready". At the signal, shoot the rifle targets in a sweep from either end, double tapping the end targets. Move to behind barrel, make rifle safe. Shoot the four shotgun targets, inside - inside then outside - outside. Move to any spot between Stable and barrel, shoot the three pistol targets 1-3-1 then 2-1-2.

Retrieve long guns and go to unloading table.



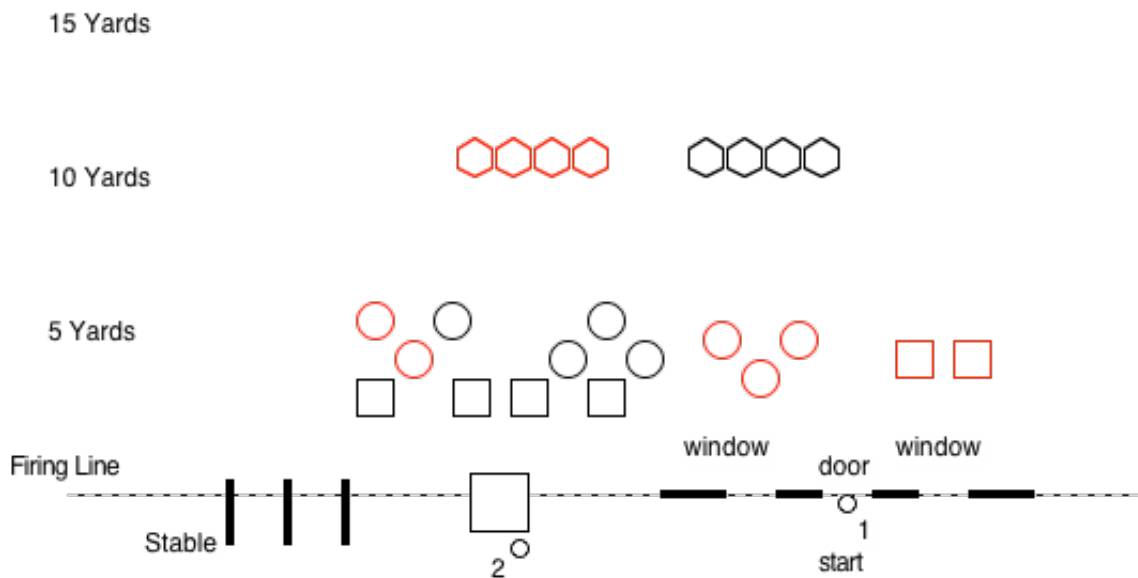

Cavalier - 05/13/15: Stage 4

Pistol 10 - Rifle 10 - Shotgun 4+ Two pistols loaded with 5 rounds each, holstered. Rifle staged in doorway - loaded with 10 rounds. Shotgun is staged on barrel.. Shooter has, at least, 4 shotgun shells on his/her person.

Procedure

Shooter starts standing in doorway.. When ready, say "Ready". At the signal, shoot the four rifle targets in a 1-3-5-1 sweep from either end. Make rifle safe. Move to vicinity of barrel, shoot four pistol targets with same instructions as rifle. Shoot shotgun targets Potter style 1, 3, 2, 4. Move if needed..

Retrieve long guns and go to unloading table.



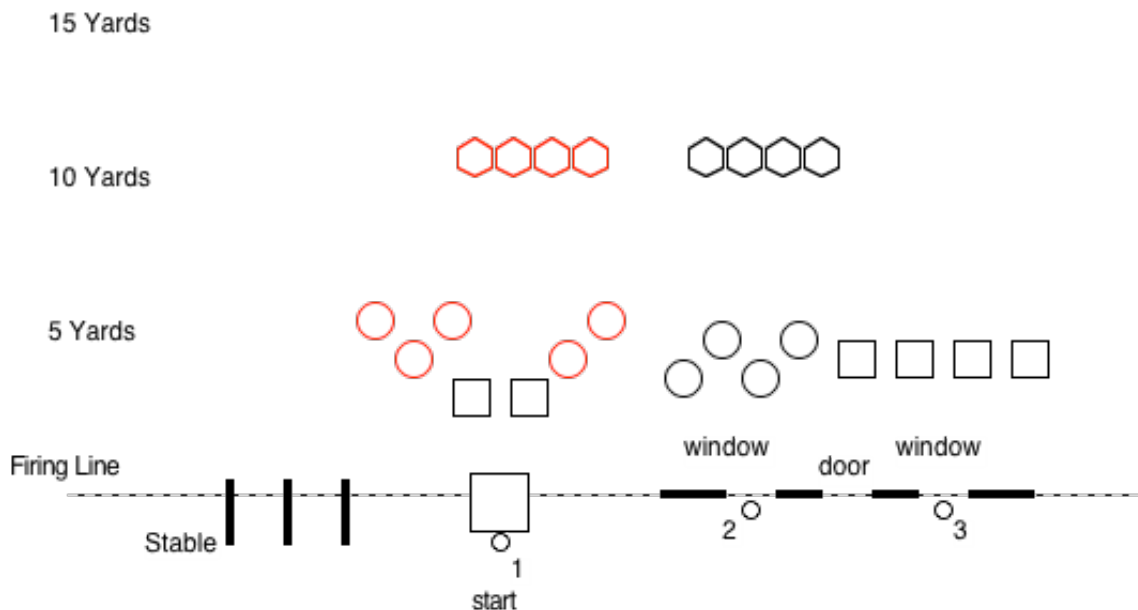

Cavalier - 05/13/15: Stage 5

Pistol 10 - Rifle 10 - Shotgun 6+ Two pistols loaded with 5 rounds each, holstered. Rifle staged in doorway loaded with 10 rounds. Shotgun is staged on barrel. Shooter has, at least, 6 shotgun shells on his/her person.

Procedure

Shooter starts standing behind barrel with shotgun at port arms. When ready, say "Ready". At the signal, shoot the two shotgun targets. Move to left window, make shotgun safe. Shoot four pistol targets, 2-3-3-2. Shoot four rifle targets 2-3-3-2. Move to right window, shoot the four shotgun targets.

Retrieve long guns and go to unloading table.



Cavalier - 05/13/15: Stage 6

Pistol 10 - Rifle 10 - Shotgun 4+ Two pistols loaded with 5 rounds each, holstered. Rifle staged safely loaded with 10 rounds. Shotgun is staged safely. Shooter has, at least, 4 shotgun shells on his/her person.

Procedure

Shooter starts standing at left window.. When ready, say "Ready". At the signal, shoot the three pistol targets 3-4-3. Then shoot the three rifle targets 3-4-3. Then the four shotgun targets. Shooter may shoot rifle and/or shotgun from doorway or right window.

Retrieve long guns and go to unloading table.

