

Cavalier Cowboys

Sunday – April 6th, 2014

Stages Written by: Striker

“Ten-Gallon Hats”

Some cowboy hats have been called "ten-gallon" hats. The term came into use about 1925. There are multiple theories for how the concept arose.

One theory is that the term "ten-gallon" is a corruption of the Spanish modifier tan galán, which loosely translates as "really handsome" or "so fine". For example, un sombrero tan galán translates as "such a fine hat".

Another theory is that the term "ten-gallon" is a corruption of the Spanish term galón, which means "galloon", a type of narrow braided trimming around the crown, possibly a style adapted by Spanish cowboys. When Texas cowboys misunderstood the word galón for "gallon", the popular, though incorrect, legend may have been born. According to Reynolds and Rand, "The term ten-gallon did not originally refer to the holding capacity of the hat, but to the width of a Mexican sombrero hatband, and is more closely related to this unit of measurement by the Spanish than to the water-holding capacity of a Stetson."

Stetson hat company boasted that the tight weave of most Stetsons hats made them sufficiently waterproof to be used as a bucket. Early print advertising by Stetson showed a cowboy giving his horse a drink of water from a hat. However, even the Stetson company notes that a "ten-gallon" hat holds only 3 quarts.

Regardless, using a hat as a water container is apt to seriously damage a modern hat. On one hand, fur felt hats were designed in part so they could be used in the rain. However, wool felt hats were designed for dry climates, and most straw hats can only handle a light rain for a brief time. While a very high quality felt hat made from animal fur may hold water, over time, any cloth container will leak. Furthermore, modern hats react differently to getting wet, depending on the quality of the materials used in construction. They are generally likely to lose shape and the felt may also soften up if they are completely drenched.

Cavalier Cowboys

Sunday – April 6th, 2014

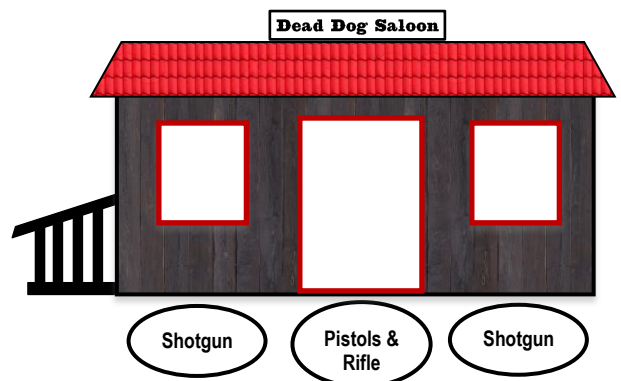
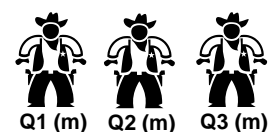
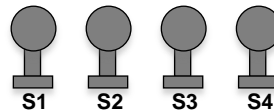
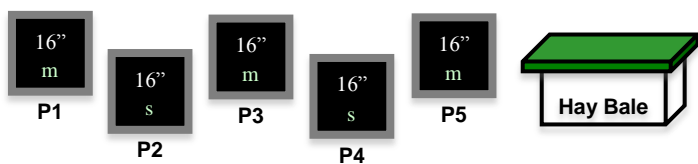
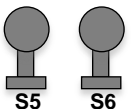
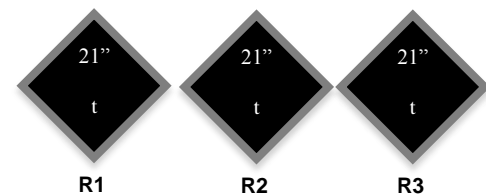
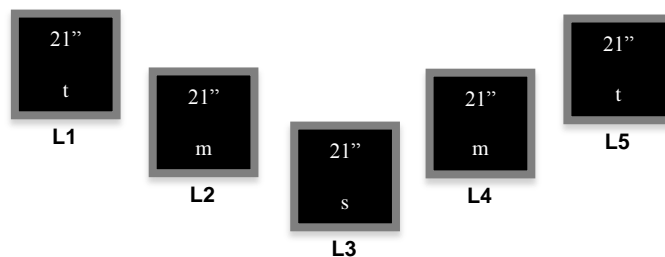
STAGE ONE – BAY #2

Round Count: 10 pistol, 10 rifle, and 4+ shotgun

Shooting Order: Shotgun, Shotgun, Rifle, Pistols

Staging: Rifle is loaded with 10 rounds and staged safely. Both pistols are loaded with 5 rounds each and holstered. Shotgun is empty and held at cowboy port arms.

Procedure: Shooter has the option of starting at the left or right window. Shooter starts at a window with the shotgun at cowboy port arms and when ready says “**Ten-Gallon Hat**”. At the beep, with shotgun engage two knockdown targets (S3,S4) or (S5,S6) in any order, move to the other window and engage the other two knockdown targets in any order. Move to the doorway. Next with rifle engage the three rifle targets (R1,R2,R3) with two 5-shot Nevada Sweeps both starting on the middle (R2) target, for example (R2, R1, R2, R3, R2, R2, R1, R2, R3, R2). Last with pistols engage the three pistol targets (Q1,Q2,Q3) using the same instructions as the rifle.



Cavalier Cowboys

Sunday – April 6th, 2014


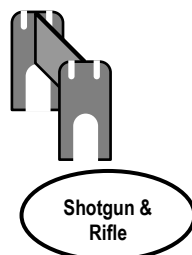
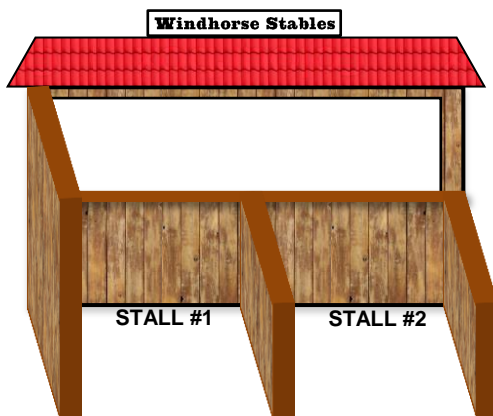
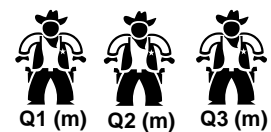
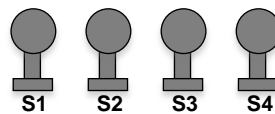
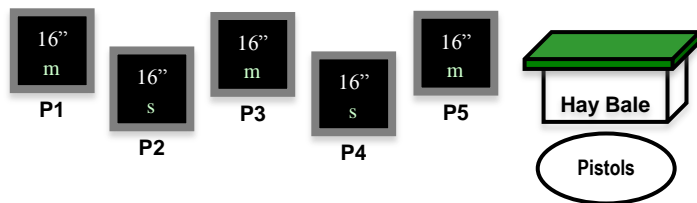
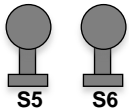
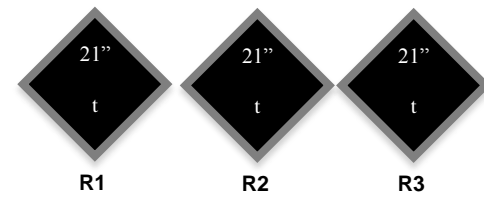
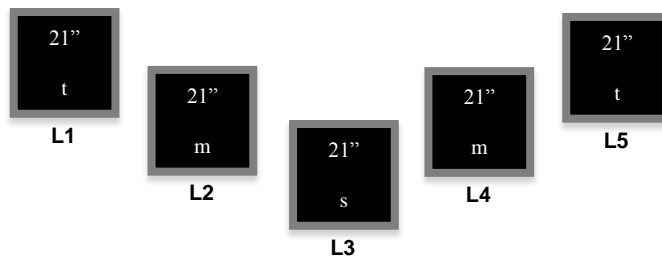
STAGE TWO – BAY #2

Round Count: 10 pistol, 10 rifle, and 4+ shotgun

Shooting Order: Rifle, Shotgun, Pistols

Staging: Rifle is loaded with 10 rounds and staged safely. Both pistols are loaded with 5 rounds each and holstered. Shotgun is staged safely.

Procedure: Shooter starts at the horse with hands on the horse and when ready says “**Ten-Gallon Hat**”. At the beep, with rifle engage the five rifle targets (L1,L2,L3,L4,L5) with double taps in the following order; outside, middle, other outside, inside then other inside, for example (L1, L1, L3, L3, L5, L5, L2, L2, L4, L4). Next with shotgun engage the four knockdown targets (S1,S2,S3,S4) in any order. Move to the hay bale. Last with pistols engage the five pistol targets (L1,L2,L3,L4,L5) in the same order as was done with the rifle.



Cavalier Cowboys

Sunday – April 6th, 2014


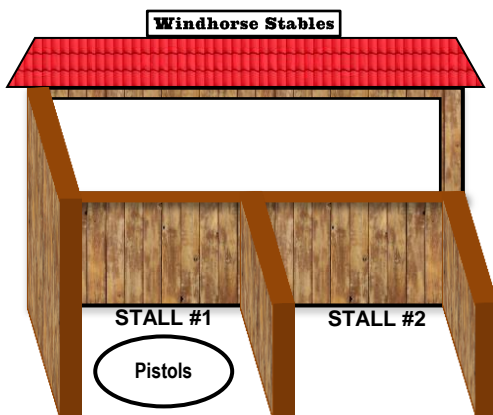
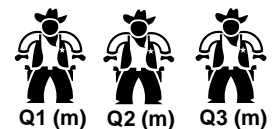
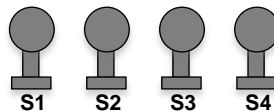
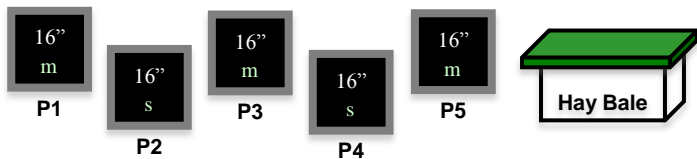
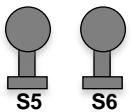
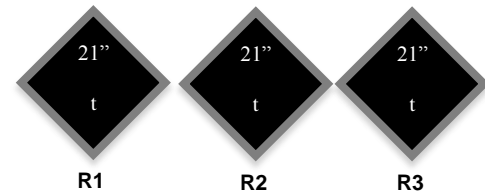
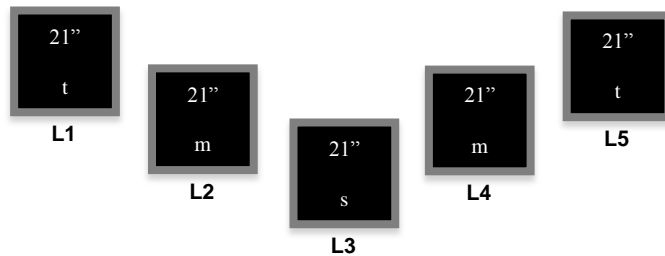
STAGE THREE – BAY #2

Round Count: 10 pistol, 10 rifle, and 4+ shotgun

Shooting Order: Pistols, Rifle, Shotgun

Staging: Rifle is loaded with 10 rounds and staged safely. Both pistols are loaded with 5 rounds each and holstered. Shotgun is staged safely.

Procedure: Shooter starts in stall #1 with hands touching hat/head and when ready says “Ten-Gallon Hat”. At the beep, with pistols engage the five pistol targets (P1,P2,P3,P4,P5) by first sweeping the five targets and then shooting a 5 shot Nevada Sweep on the center three targets, for example (P1, P2, P3, P4, P5, P4, P3, P2, P3, P4). Move to the horse. Next with rifle engage the five rifle targets (L1,L2,L3,L4,L5) using the same instructions as the pistols. Last with shotgun engage the four knockdown targets (S1,S2,S3,S4) in any order.



Cavalier Cowboys

Sunday – April 6th, 2014

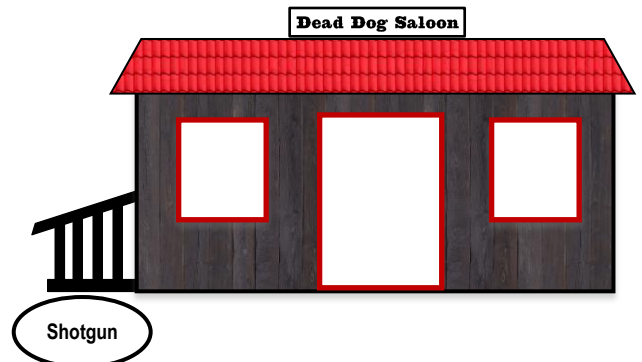
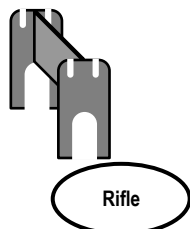
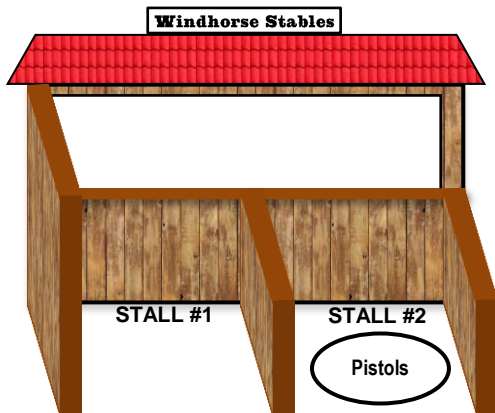
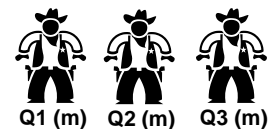
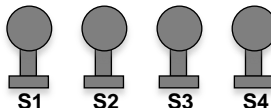
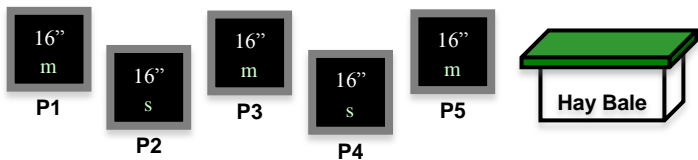
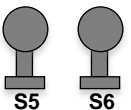
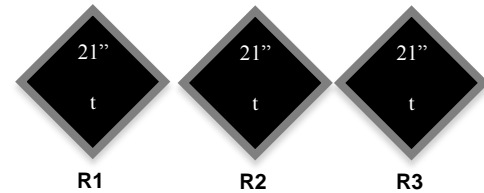
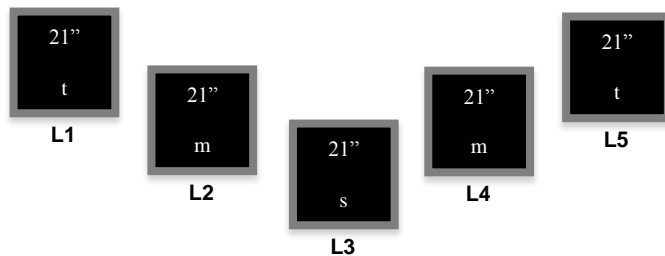
STAGE FOUR – BAY #2

Round Count: 10 pistol, 10 rifle, and 4+ shotgun

Shooting Order: Shotgun, Rifle, Pistols

Staging: Rifle is loaded with 10 rounds and staged safely. Both pistols are loaded with 5 rounds each and holstered. Shotgun is empty and held pointed safely down range.

Procedure: Shooter starts at the side stairs of the Saloon with the shotgun pointed safely down range and when ready says “**Ten-Gallon Hat**”. At the beep with shotgun engage the four knockdown targets (S1,S2,S3,S4) in the following order; outside, outside, inside, inside. Move to the horse. Next with rifle engage the five rifle targets (L1,L2,L3,L4,L5) in the following order; (L1, L5, L1, L5, L2, L4, L2, L4, L3, L3). Move to stall #2. Last with pistols engage the five pistol targets (P1,P2,P3,P4,P5) using the same instructions as the rifle.



Cavalier Cowboys

Sunday – April 6th, 2014

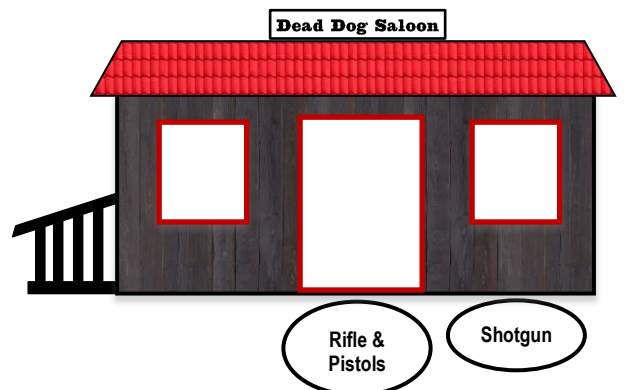
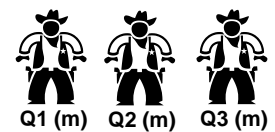
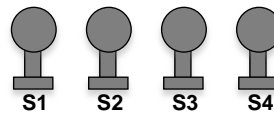
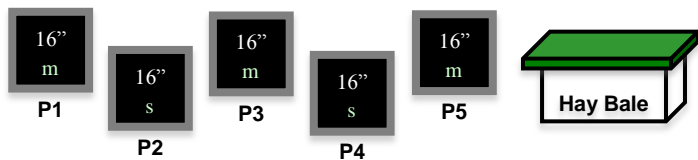
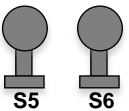
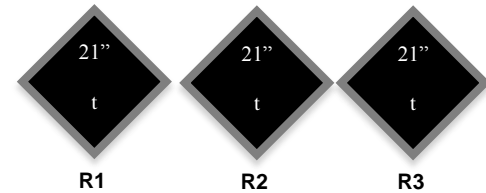
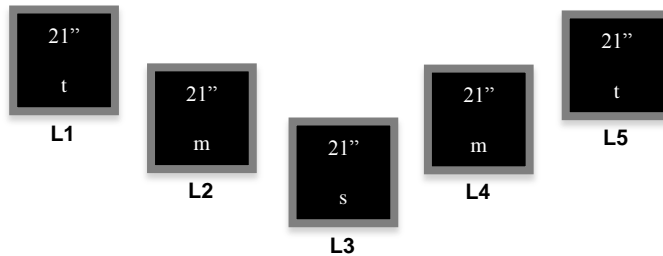
STAGE FIVE – BAY #2

Round Count: 10 pistol, 10 rifle, and 2+ shotgun

Shooting Order: Rifle, Pistols, Shotgun

Staging: Rifle is loaded with 10 rounds and staged safely. Both pistols are loaded with 5 rounds each and holstered. Shotgun is staged safely.

Procedure: Shooter starts in saloon doorway with hands on door frame and when ready says “**Ten-Gallon Hat**”. At the beep, with rifle engage the three rifle targets (R1,R2,R3) with 3 shots on R1, 4 shots on R2 and 3 shots on R3, for example (R1, R1, R1, R2, R2, R2, R2, R3, R3, R3). Next with pistols engage the three pistol targets (Q1,Q2,Q3) with the same instructions as the rifle. Move to the right window. Last with shotgun engage the two knockdown targets (S5,S6) in any order.



Cavalier Cowboys

Sunday – April 6th, 2014

STAGE SIX – BAY #2

Round Count: 10 pistol, 10 rifle, and 4+ shotgun

Shooting Order: Shotgun, Shotgun, Rifle, Pistols

Staging: Rifle is loaded with 10 rounds and staged safely. Both pistols are loaded with 5 rounds each and holstered. Shotgun is staged safely.

Procedure: Shooter starts at right window and when ready says “**Ten-Gallon Hat**”. At the beep, with shotgun engage the two knockdown targets (S5,S6) in any order. Move to the left window. Next with shotgun engage the two knockdown targets (S3,S4) in any order. Move to the horse. Next with rifle engage the five rifle targets (L1,L2,L3,L4,L5) in the following order; (L3, L2, L1, L3, L4, L5, L2, L1, L4, L5). Move to the hay bale. Last with pistols engage the five pistol targets (L1,L2,L3,L4,L5) with the same instructions as the rifle.

