

Cavalier Rifle & Pistol Club

COWBOYS

- Range set-up will begin at 8:30 a.m.
- Registration will open at 9:00 a.m. and closes at 9:45 a.m.
- A mandatory shooters' safety meeting will be held at 9:45 a.m. sharp & shooting begins at 10:00 a.m.
- Match fee is \$15.00 (\$10.00 for Cavalier Rifle & Pistol Club Members))

February 6, 2011

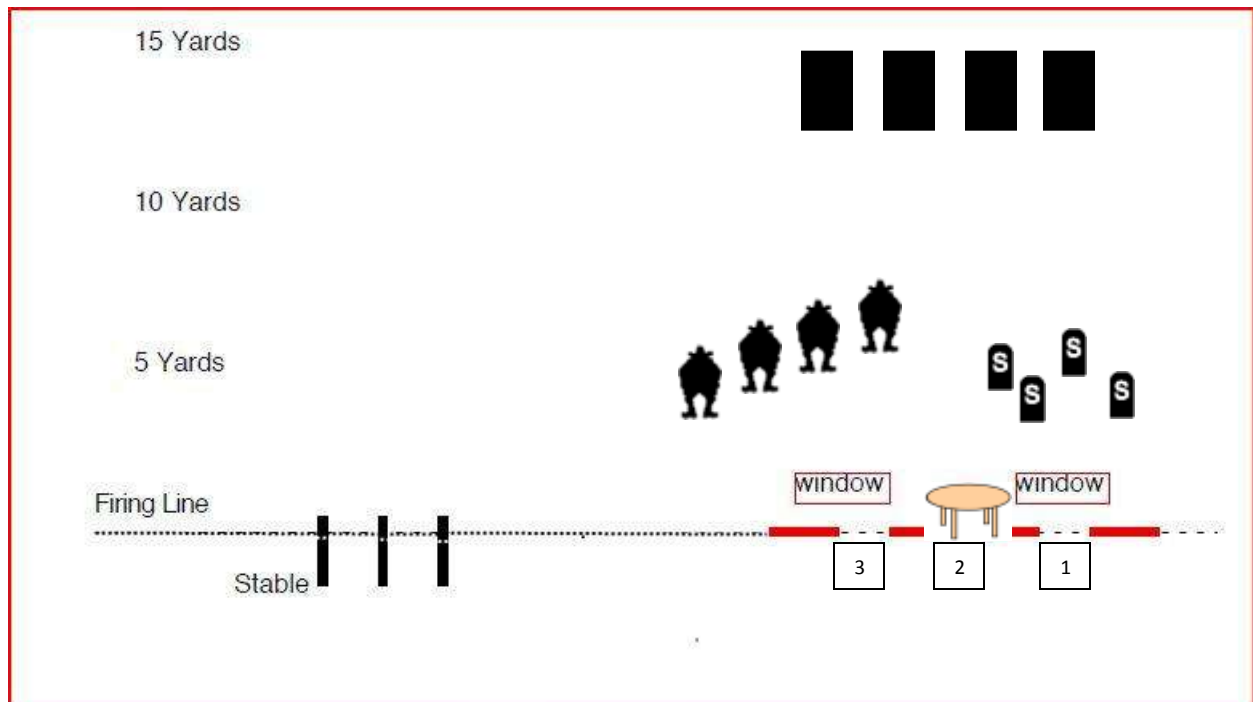
Stage 1: The Nevada Sweep

Round count: 10 Pistol; 10 Rifle; 4+ Shotgun

Staging: Two pistols loaded with 5 rounds each, hammer down on empty changer (HDEC), holstered. Rifle loaded with 10 rounds, HDEC, staged on table in doorway. Shotgun, action open and empty (AOE), held port arm at right window.

Procedure:

Shooter starts at right window with shotgun at port arm. When ready, say, "The Nevada Sweep". At the buzzer, engage shotgun targets, right to left, until down. Take shotgun and move to doorway. Make shotgun safe on table. Pickup rifle and shoot rifle targets in a continuous Nevada Sweep from right to left. Make rifle safe on table. Move to left window. Draw pistols per category and engage pistol targets in a continuous Nevada Sweep from right to left. Holster pistols. Pickup long guns and move to unloading table.



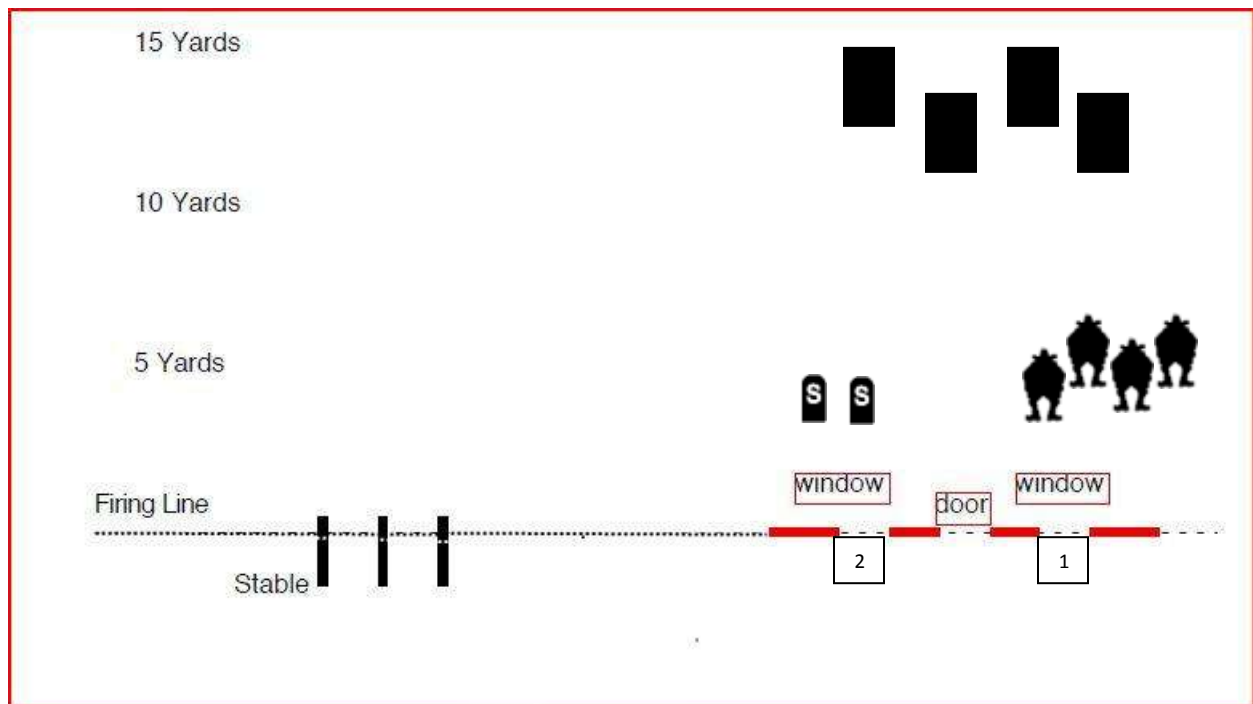
Cavalier Rifle & Pistol Club
COWBOYS

Stage 3: The Missouri Hillbilly Sweep

Round count: 10 Pistol; 10 Rifle; 2 + Shotgun

Staging: Two pistols loaded with 5 rounds each, HDEC, holstered. Rifle loaded with 10 rounds, HDEC, staged in left window. Shotgun, AOE, staged in left window.

Procedure: Shooter starts at right window with hands on pistol butts. When ready, say "Hillbilly Sweep". At the buzzer, draw pistols per category and engage pistol targets in Missouri Hillbilly Sweep from either direction (example: P1, P1, P2, P3, P4, P4, P3, P2, P1, P1). Holster pistols. Move to left window. Pickup rifle and engage rifle targets in a Missouri Hillbilly Sweep from either direction (example: R1, R1, R2, R3, R4, R4, R3, R2, R1, R1). Make rifle safe. Pickup shotgun and engage 2 shotgun targets till down. Pickup long guns and move to unloading table.



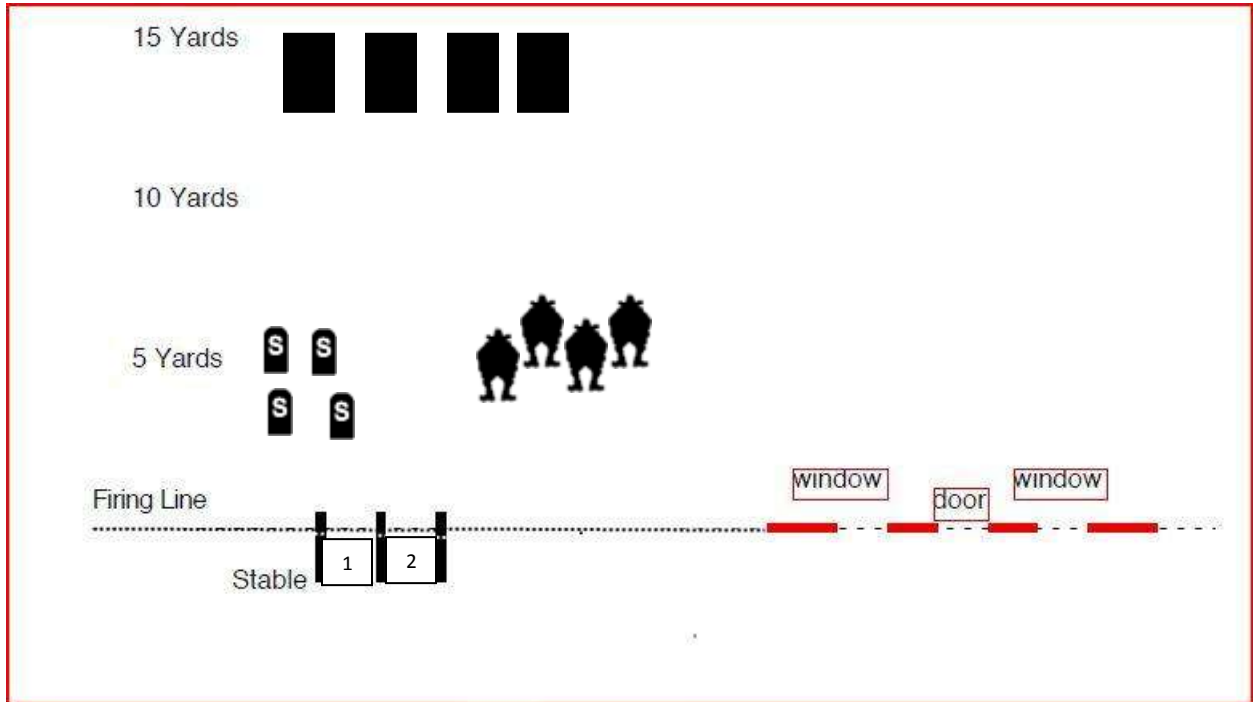
Cavalier Rifle & Pistol Club
COWBOYS

Stage 4: Oklahoma Sweep with a two step.

Round count: 10 Pistol; 10 Rifle; 4+ Shotgun

Staging: Two pistols loaded with 5 rounds each, HDEC, holstered. Rifle loaded with 10 rounds, HDEC, staged in left bay (position 1) of the stable. Shotgun, AOE, staged in left bay (position 1) of the stable.

Procedure: Shooters starts in left bay of stable (position 1). When ready, say "Let's do the two step". At the buzzer, pickup rifle and engage 4 rifle targets in Oklahoma Sweep in either direction (example: R1, R2, R3, R4, R4, R3, R2, R1). Double tap any rifle target with remaining rounds, but no triple taps. Make rifle safe. Pickup shotgun and engage shotgun targets till down. Make shotgun safe. Move to right bay of stable. Draw pistols per category. Engage stationary pistol targets in Oklahoma Sweep from either direction (example: P1, P2, P3, P4, P4, P3, P2, P1). Double tap any pistol target with remaining rounds, but no triple taps. Holster pistols. Pickup long guns and move to unloading table.



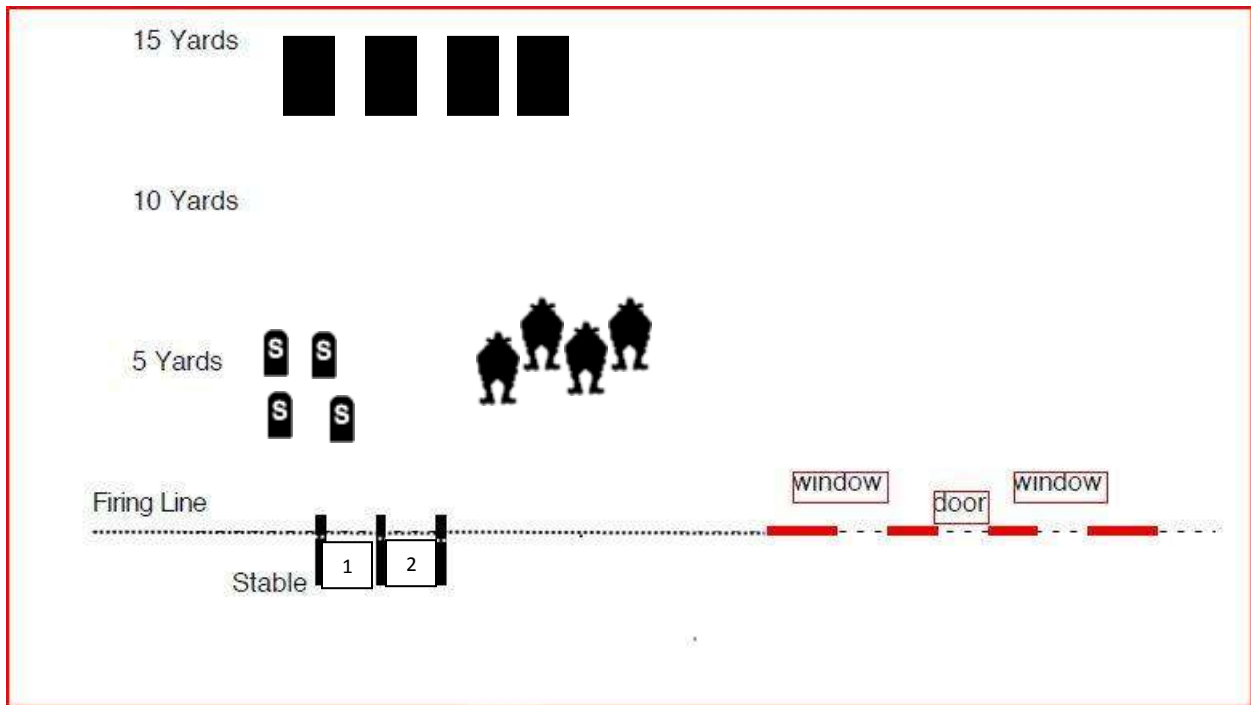
Cavalier Rifle & Pistol Club
COWBOYS

Stage 5: Palindrome Sweep, the same coming and going.

Round count: 10 Pistol; 10 Rifle; 4+ Shotgun

Staging: Two pistols loaded with 5 rounds each, HDEC, holstered. Rifle loaded with 10 rounds, HDEC, staged at left stall (position 1). Shotgun, AOE, staged at left stall.

Procedure: Shooter starts in left stall with hands on hat brim. When ready, say "Don't know if I am coming or going". At the buzzer, pickup shotgun and engage 4 shotgun targets till down. Make shotgun safe. Pickup rifle and engage rifle targets in Palindrome Sweep from left to right (R1, R1, R1, R2, R2, R3, R3, R4, R4, R4). Make rifle safe. Move to right bay. Draw pistols per category and engage pistol targets in Palindrome Sweep from right to left (P4, P4, P4, P3, P3, P2, P2, P1, P1, P1). Holster pistols. Pickup long guns and move to unloading table.



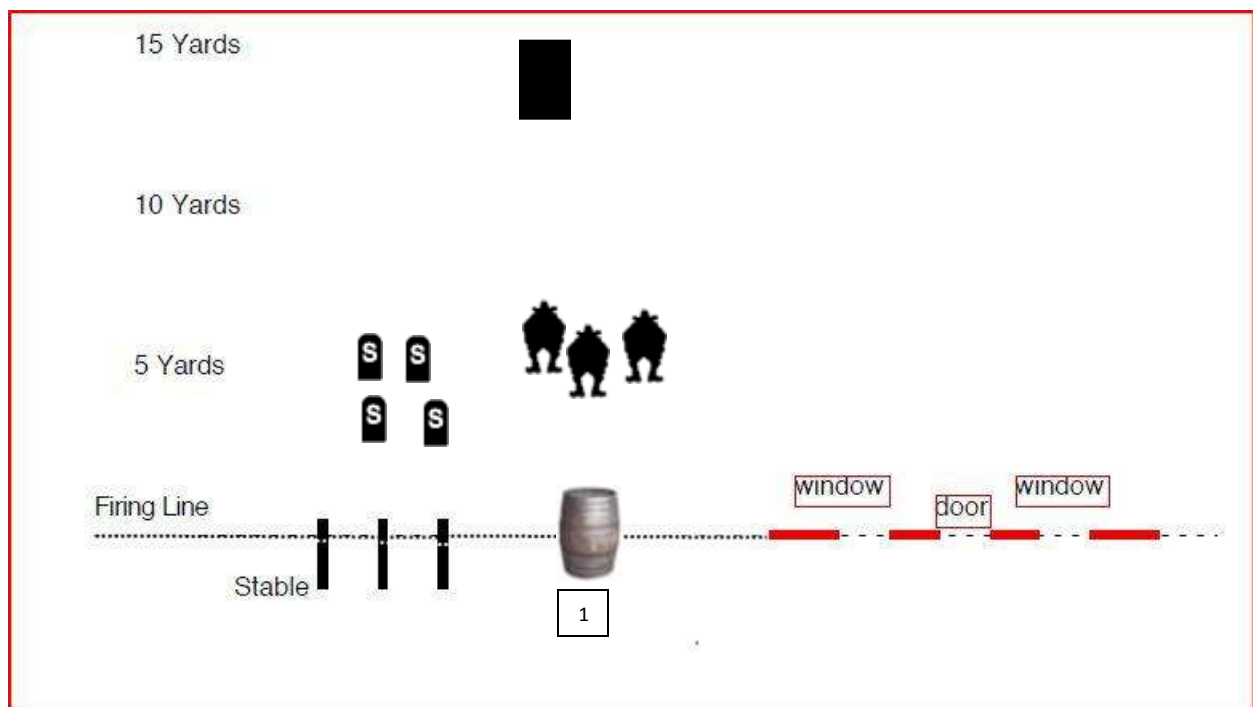
Cavalier Rifle & Pistol Club
COWBOYS

Stage 6: Arkansas shuffle to the Texas Sweep

Round count: 10 Pistol; 10 Rifle; 4+ Shotgun

Staging: Two pistols loaded with 5 rounds each, HDEC, holstered. Rifle loaded with 10 rounds, HDEC, staged on barrel. Shotgun, AOE, staged on barrel.

Procedure: Shooter starts standing at barrel. When ready, say "Shuffle on down to Texas". At the buzzer, draw pistols per category and shoot pistol targets in Arkansas Shuffle pattern (2-1-2) with both pistols. Holster pistols. Pickup rifle and dump 10 rounds on rifle target in a Texas Shuffle. Make rifle safe. Pickup shotgun and engage shotgun targets till down. Pickup long guns and move to unloading table.



Cavalier Rifle & Pistol Club
COWBOYS

Sweep Glossary

Arkansas Shuffle: Attributed to West Creek Willie (SASS#33394, IL). Five shots on three targets, engaged as 1-1-2-3-3.

Continuous Nevada Sweep: Generally ten shots on four targets, 1-2-3-4-3-2-1-2-3-4.

Kansas City Sweep: The source for this one was Grizzly Skinner (SASS#23242, RI). Essentially a **Nevada Sweep** done with double taps. Ten shots on three targets, 1-1-2-2-3-3-2-2-1-1

Missouri Hillbilly Sweep: Posted by Missouri Marshal (SASS#50682, VA). Ten shots on four targets, 1-1-2-3-4-4-3-2-1-1. Think of this as a **Nevada Sweep**, but with double taps on the end targets.

Oklahoma Sweep: Submitted by McCandless (SASS#25723). In a post on the SASS Wire, he said "... an Oklahoma Sweep was simply shooting four targets with eight rounds, sweep from the left (1-2-3-4) then return sweep from the right (4-3-2-1) double tapping the fourth target."

Palindrome Sweep: Submitted by Palindrome (SASS#54445, WA), who credited the Black River Regulators for this sweep. Ten shots on four targets, 1-1-1-2-2-3-3-4-4-4. Palindrome said, "Triple tap the first, double tap the second and third, triple tap the fourth.

Texas Sweep: Submitted by Gold Canyon Kid (SASS#43974, AZ). He described it as "... all shots from every gun into one Texas size target."