

## **Targets for 12.12.12**

Pistol Stand - Short	3
Pistol Cowboys	5
Pistol Stand - Tall	2
Tall Rifle Stands & Targets	5
Shotgun Knockdowns	6

Shotgun stand

Rifle stand

Table

Horse

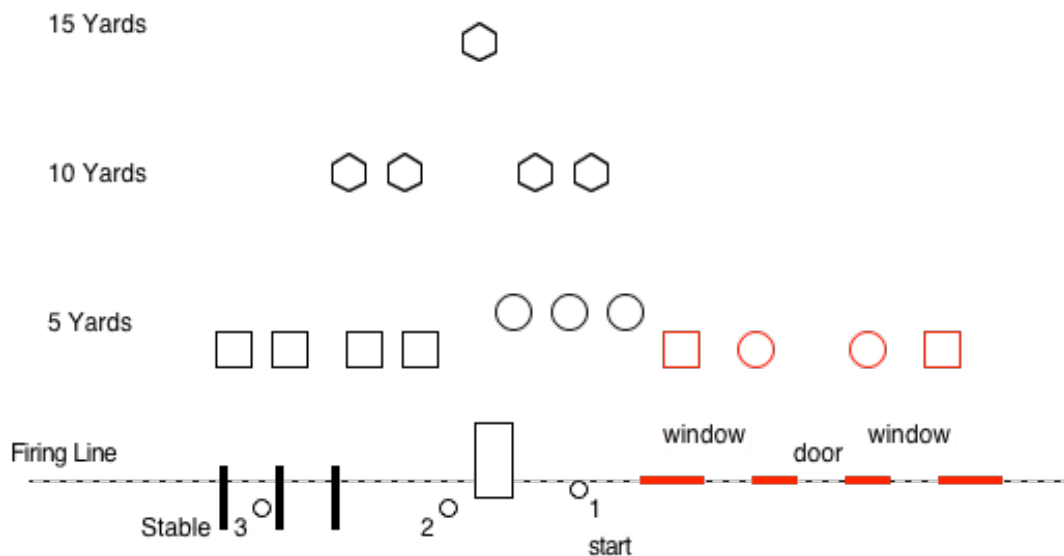
## Cavalier - 12/12/12: Stage 1

**Pistol 10 - Rifle 10 + 1 - Shotgun 4+** Two pistols loaded with 5 rounds each, holstered. Rifle staged on horse - loaded with 10 rounds. Shotgun is staged on horse. Shooter has, at least, 4 shotgun shells on his/her person.

### Procedure

Shooter starts standing by Saloon side stairs. When ready, say "Bah HumBug". At the signal, Shoot the three pistol targets 1-3-1. Then 2-1-2. Move to left of horse, Shoot the four front rifle targets in a progressive sweep, then the far rifle target - loading one round at shooter convenience. Make rifle safe. Shoot the two right shotgun targets. Move to left Stable. Shoot the two left shotgun targets.

Retrieve long guns and go to unloading table.



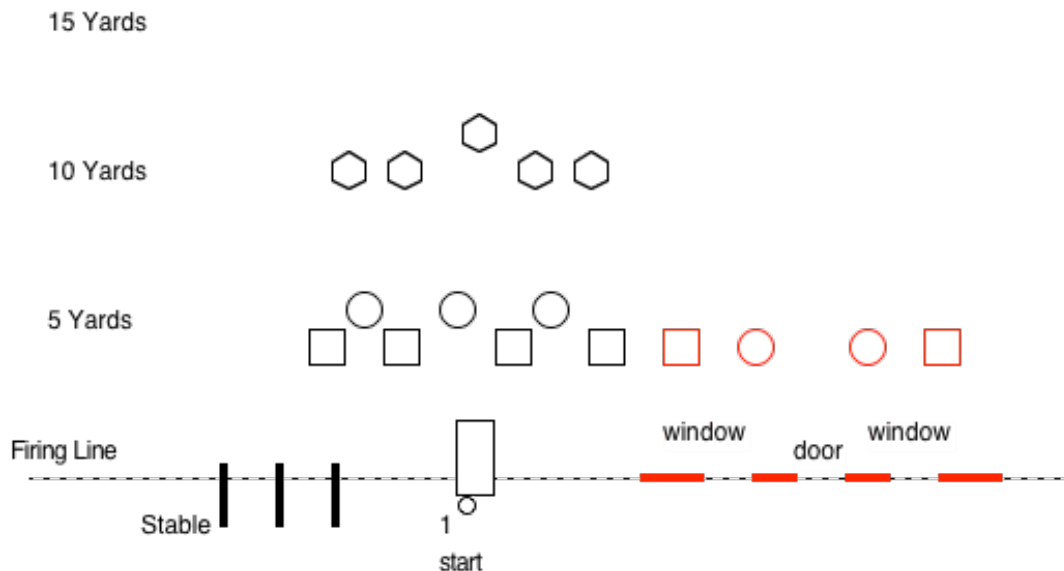
## Cavalier - 12/12/12: Stage 2

**Pistol 10 - Rifle 10 - Shotgun 4+** Two pistols loaded with 5 rounds each, holstered. Rifle held port arms - loaded with 10 rounds. Shotgun is staged on horse. Shooter has, at least, 4 shotgun shells on his/her person.

### Procedure

Shooter starts standing at horse. When ready, say "Bah HumBug". At the signal, Shoot rifle targets Single Tap R1, Triple Tap R2, Double tap R3, Triple Tap R4, Single Tap R5,. Make rifle safe. Shoot pistols Triple Tap R1, Double Tap R2, Triple Tap R3. Shoot the shotgun targets, move as needed. Make shotgun safe.

Retrieve long guns and go to unloading table.



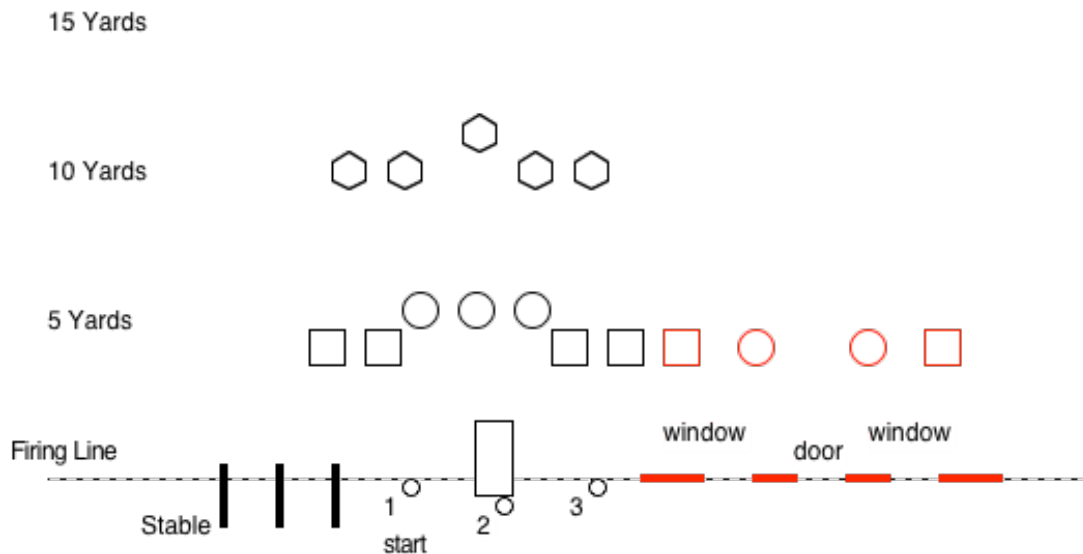
### Cavalier - 12/12/12: Stage 3

**Pistol 10 - Rifle 10 - Shotgun 4+** Two pistols loaded with 5 rounds each, holstered. Rifle is staged on horse. - loaded with 10 rounds. Shotgun held port arms. Shooter has, at least, 4 shotgun shells on his/her person.

#### Procedure

Shooter starts standing left of horse.. When ready, say "Bah HumBug". At the signal, shoot the two shotgun targets. Make shotgun safe on horse. Shoot the rifle targets in a West Virginia sweep. Make rifle safe on horse. Shoot the three pistol targets, 4 rounds each on two targets and 2 rounds on one target, any order. Move to right of horse, shoot the two shotgun targets.

Retrieve long guns and go to unloading table.



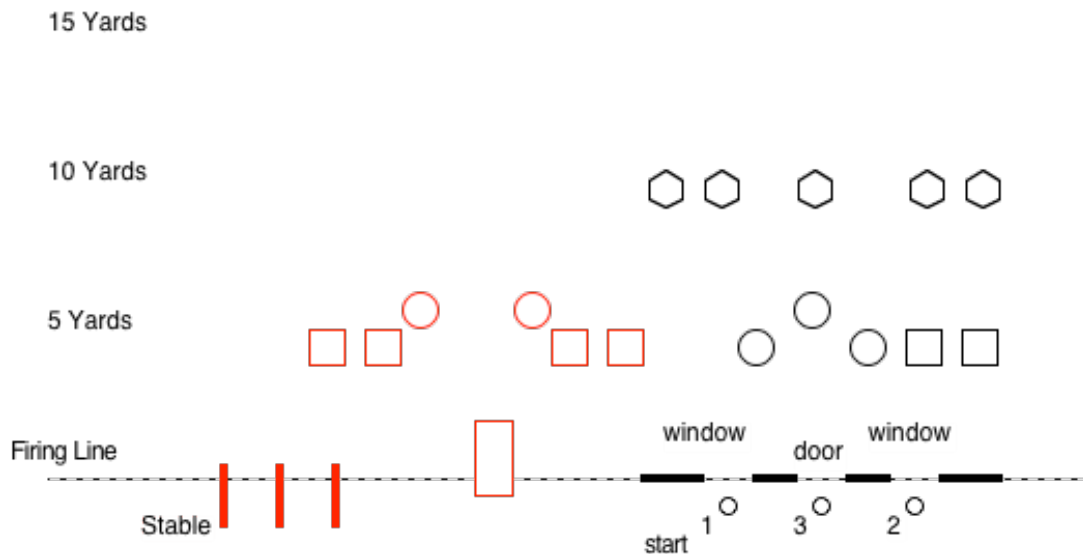
## Cavalier - 12/12/12: Stage 4

**Pistol 10 - Rifle 10 - Shotgun 2+** Two pistols loaded with 5 rounds each, holstered. Rifle is staged in doorway. - loaded with 10 rounds. Shotgun is staged in left window. Shooter has, at least, 2 shotgun shells on his/her person.

### Procedure

Shooter starts standing at left window - hands on pistols.. When ready, say "Bah HumBug". At the signal, move to the right window, shoot the shotgun targets. Make shotgun safe. Move to doorway. Shoot the rifle targets in a double tap sweep. Make rifle safe. Shoot the pistol targets, in a double tap Nevada sweep.

Retrieve long guns and go to unloading table.



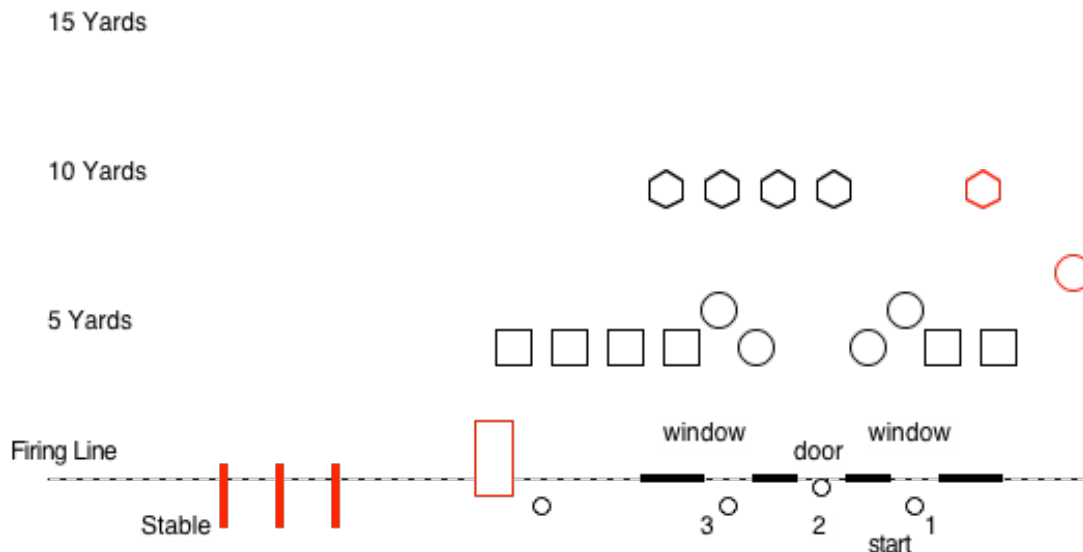
### Cavalier - 12/12/12: Stage 5

**Pistol 10 - Rifle 10 - Shotgun 6+** Two pistols loaded with 5 rounds each, holstered. Rifle is staged in left window. - loaded with 10 rounds. Shotgun is staged in right window. Shooter has, at least, 6 shotgun shells on his/her person.

## Procedure

Shooter starts standing at right window, facing up Range with hands on rail... When ready, say "Bah HumBug". At the signal, shoot the two shotgun targets. Move to doorway. Make shotgun safe. Shoot the four pistol targets in a 4-1-1-4 sweep. Move to left window, shoot the four rifle targets in a 4-1-1-4 sweep. Make rifle safe. Move to horse. Shoot the four shotgun targets. Shooter may leave rifle in doorway or take it to the left window and make safe.

Retrieve long guns and go to unloading table.



## Cavalier - 12/12/12: Stage 6

**Pistol 10 - Rifle 10 - Shotgun 4+** Two pistols loaded with 5 rounds each, holstered. Rifle is staged in doorway. - loaded with 10 rounds. Shotgun is doorway. Shooter has, at least, 4 shotgun shells on his/her person.

### Procedure

Shooter starts standing in doorway, a hand on one pistol.... When ready, say "Time for a Big Snooze". At the signal, Shoot the five pistol targets, with 10 rounds. Shoot the five rifle targets with 10 rounds. Shoot the four shotgun targets.

Retrieve long guns and go to unloading table.

