

## **Targets for 08.08.12**

Pistol Round	5
Pistol cowboys	3
Large Rifle 18 x 20	7
Shotgun Knockdowns	6
Bale	1

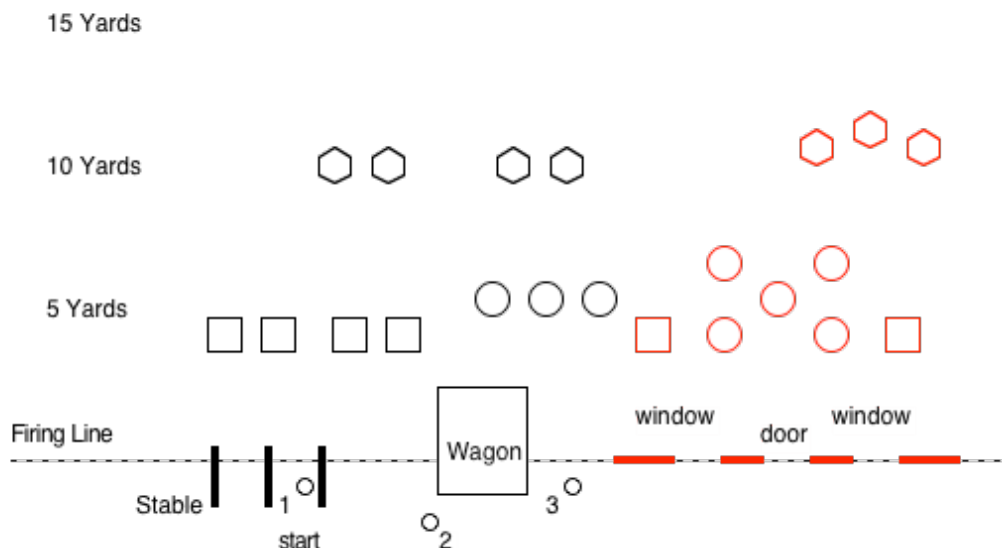
## Cavalier - 08/08/12: Stage 1

**Pistol 10 - Rifle 10 - Shotgun 4+** Two pistols loaded with 5 rounds each, holstered. Rifle staged on wagon - loaded with 10 rounds. Shotgun is staged in Stable. Shooter has, at least, 4 shotgun shells on his/her person.

### Procedure

Shooter starts standing in Stable. When ready, say "Hot as Hell". At the signal, shoot shotgun targets. Make shotgun safe in Stable. Move to Wagon, shoot rifle targets in Nevada sweep. Make rifle safe in wagon. Move to position between Saloon and Wagon. Shoot the three pistol targets with 5 rounds and repeat instructions with another 5 rounds.

Retrieve long guns and go to unloading table.



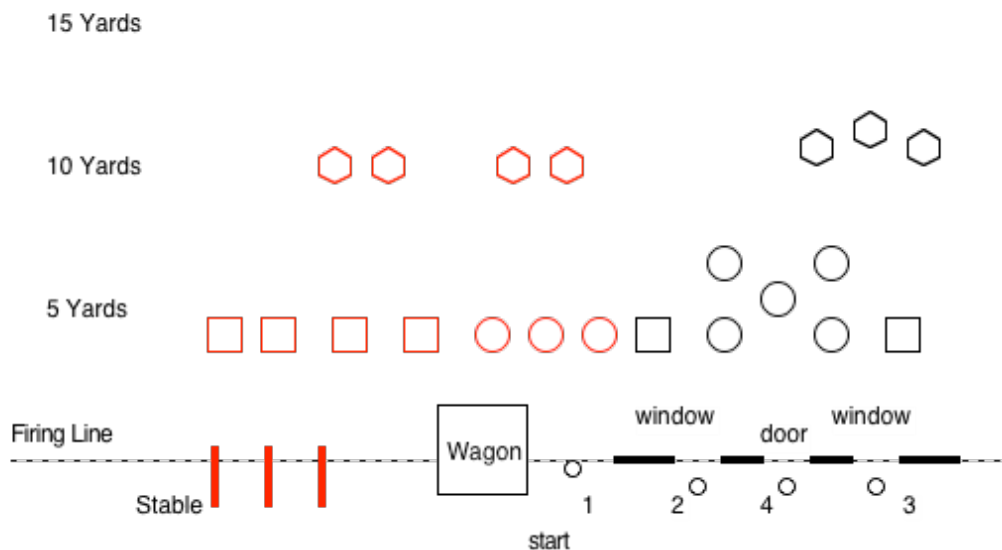

## Cavalier - 08/08/12: Stage 2

**Pistol 10 - Rifle 9 - Shotgun 2+** Two pistols loaded with 5 rounds each, holstered. Rifle staged in right window - loaded with 9 rounds. Shotgun is staged in wagon. Shooter has, at least, 2 shotgun shells on his/her person.

### Procedure

Shooter starts standing right side of wagon. When ready, say "Hot as Hell". At the signal, . move to left window, shoot shotgun target, then move to the right window, shoot the shotgun target. Triple tap the three rifle targets. Make rifle safe. Move to doorway, shoot the pistol targets with 5 rounds. Repeat instructions

Retrieve long guns and go to unloading table.



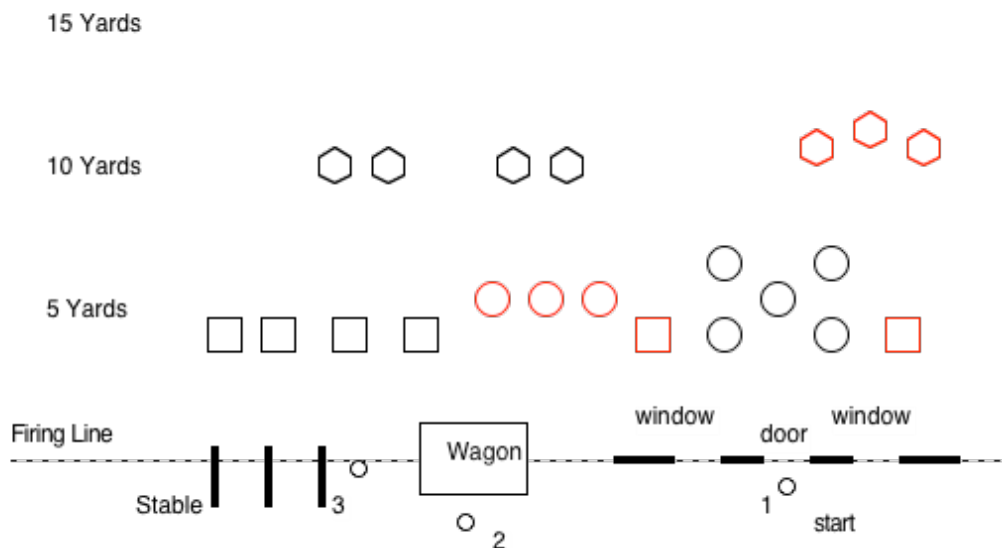
### Cavalier - 08/08/12: Stage 3

**Pistol 10 - Rifle 10 - Shotgun 4+** Two pistols loaded with 5 rounds each, holstered. Rifle staged in left window - loaded with 10 rounds. Shotgun is staged on wagon. Shooter has, at least, 4 shotgun shells on his/her person.

#### Procedure

Shooter starts standing in doorway. When ready, say "Hot as Hell". At the signal, shoot the pistol targets in a "Z" and then in reverse. Move to wagon, double tap the rifle targets, then shoot the outside targets. Make rifle safe on wagon. Move to or near the Stable, shoot the shotgun targets.

Retrieve long guns and go to unloading table.



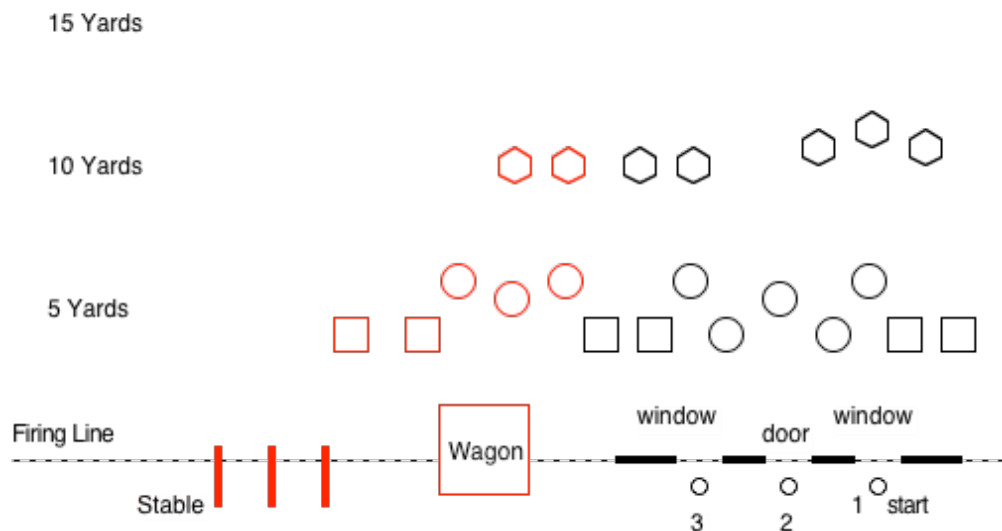

## Cavalier - 08/08/12: Stage 4

**Pistol 10 - Rifle 10 - Shotgun 4+** Two pistols loaded with 5 rounds each, holstered. Rifle staged in doorway - loaded with 10 rounds. Shotgun is staged in right window. Shooter has, at least, 4 shotgun shells on his/her person.

### Procedure

Shooter starts standing at right window. When ready, say "Hell it's Hot". At the signal, shoot the two right shotgun targets, then move to the left window, shoot the two left shotgun targets. Make shotgun safe. Move to doorway, double tap the three right rifle targets, then double tap the two left rifle targets. Make rifle safe. Shoot the five pistol targets 1-3-2-3-1..

Retrieve long guns and go to unloading table.



## Cavalier - 08/08/12: Stage 5

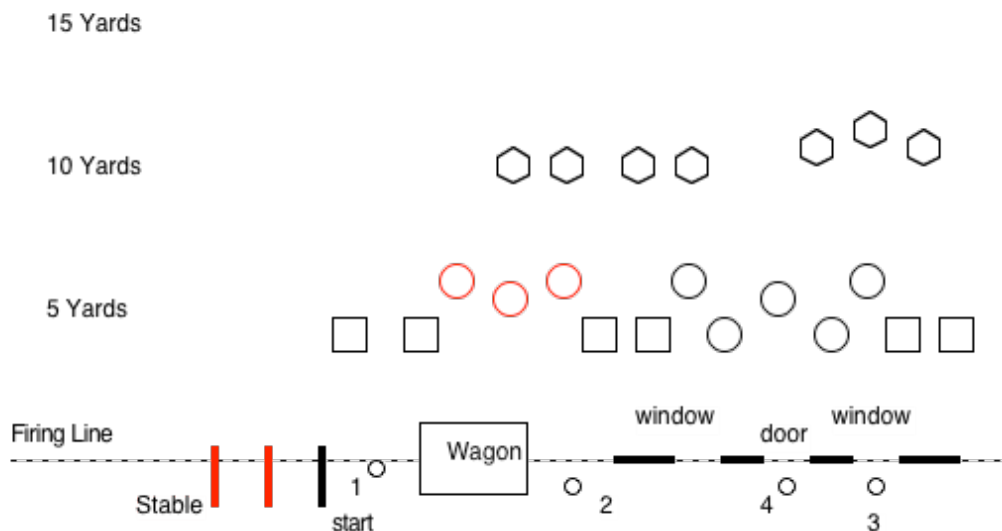
**Pistol 10 - Rifle 10 - Shotgun 6+** Two pistols loaded with 5 rounds each, holstered. Rifle staged in doorway - loaded with 10 rounds. Shotgun is at cowboy port arms. Shooter has, at least, 6 shotgun shells on his/her person.

### Procedure

Shooter starts standing between wagon and stable with shotgun at port arms. When ready, say "Hell it's Hot". At the signal, shoot the two left shotgun targets, then move to between wagon and saloon. Shoot the two center shotgun targets. Move to right window, shoot the two right shotgun targets. Make shotgun safe. Move to doorway, Shoot the three right rifle targets, then the four left rifle targets, then the three right rifle targets, again. Shoot the two left pistol targets, then the two right pistol targets, then center target, repeat instructions.

Retrieve long guns and go to unloading table.

-  Rifle
-  Pistol
-  Shotgun



## Cavalier - 08/08/12: Stage 6

**Pistol 10 - Rifle 10 - Shotgun 4+** Two pistols loaded with 5 rounds each, holstered. Rifle staged on wagon - loaded with 10 rounds. Shotgun is staged on wagon. Shooter has, at least, 4 shotgun shells on his/her person.

### Procedure

Shooter starts standing at right of wagon. When ready, say "Hell it's Hot". At the signal, double tap the outside rifle targets, then triple tap the inside rifle targets. Nevada sweep the pistol targets and repeat instructions. Shoot the two right shotgun targets, then move to the left of wagon, shoot the two left shotgun targets.

Retrieve long guns and go to unloading table.

