

Targets for 03.14.12

Pistol Stand - Tall 2

Pistol Stand - Short 3

Pistol Cowboys 5

Large Rifle 18 x 20 & Stands 5

Shotgun Knockdowns 6

Shotgun stand

Rifle stand

Table

Wagon

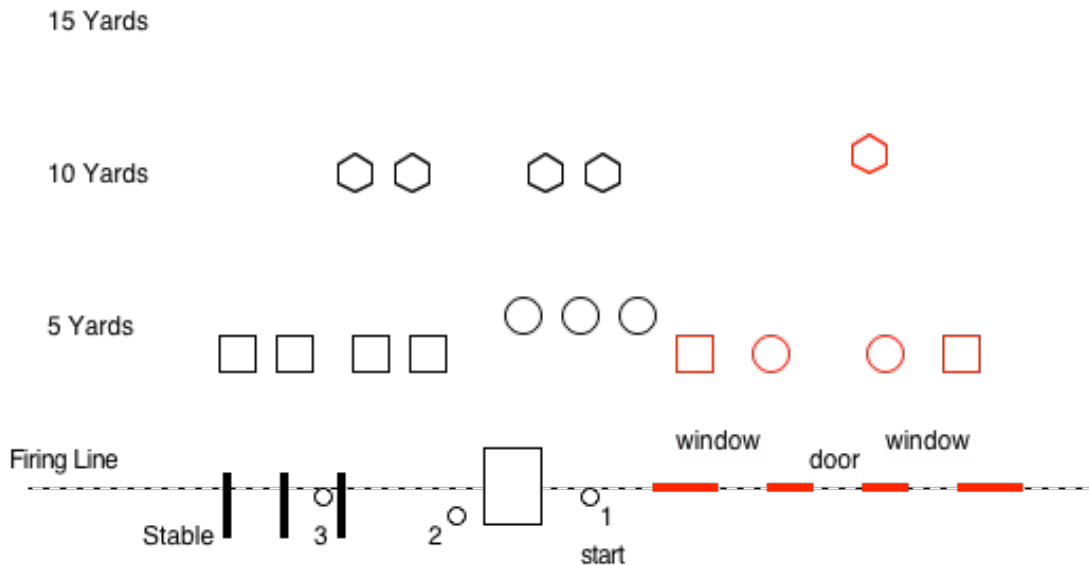

Cavalier - 03/14/12: Stage 1

Pistol 10 - Rifle 10 - Shotgun 4+ Two pistols loaded with 5 rounds each, holstered. Rifle staged in wagon - loaded with 10 rounds. Shotgun is staged in wagon. Shooter has, at least, 4 shotgun shells on his/her person.

Procedure

Shooter starts standing right of wagon. When ready, say "Shooter Ready". At the signal, shoot the three pistol targets 2-1-2. Repeat instructions. Move to left of wagon, shoot rifle targets in a progressive sweep. Make rifle safe. Shoot the two right shotgun targets. Move to Stable, shoot the two left shotgun targets.

Retrieve long guns and go to unloading table.



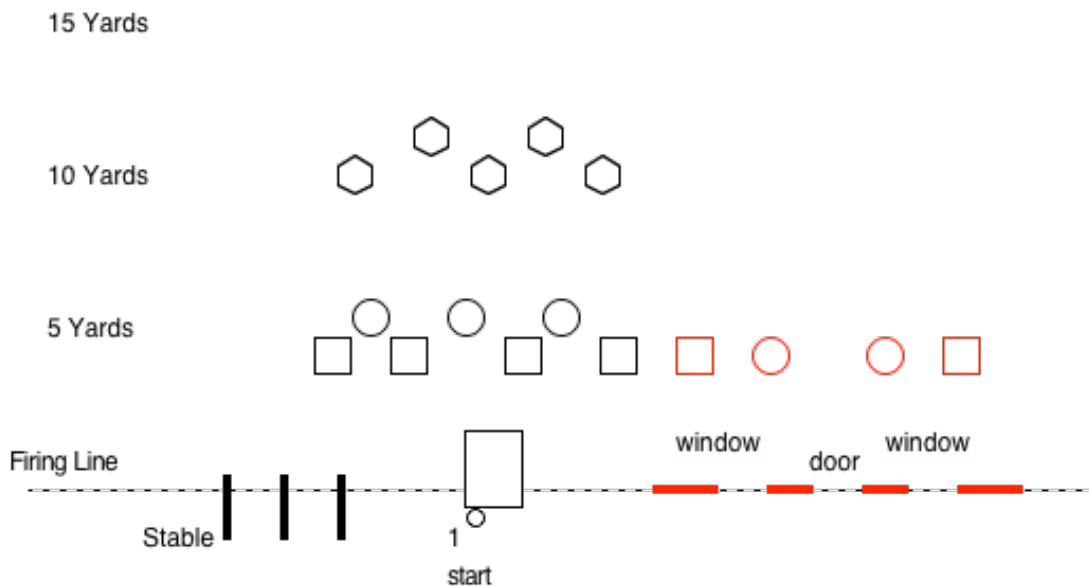
Cavalier - 03/14/12: Stage 2

Pistol 10 - Rifle 10 - Shotgun 4+ Two pistols loaded with 5 rounds each, holstered. Rifle held port arms - loaded with 10 rounds. Shotgun is staged in wagon. Shooter has, at least, 4 shotgun shells on his/her person.

Procedure

Shooter starts standing at rear of wagon. When ready, say "Shooter Ready". At the signal, Shoot rifle targets R1, R3, R5, Double tap R2 & R4, Shoot rifle targets R5, R3, R1, .. Make rifle safe. Shoot pistols P1, P2, P3, double tap P2, shoot pistol targets P3, P2, P1, double tap P2. Shoot the shotgun targets, move as needed.

Retrieve long guns and go to unloading table.



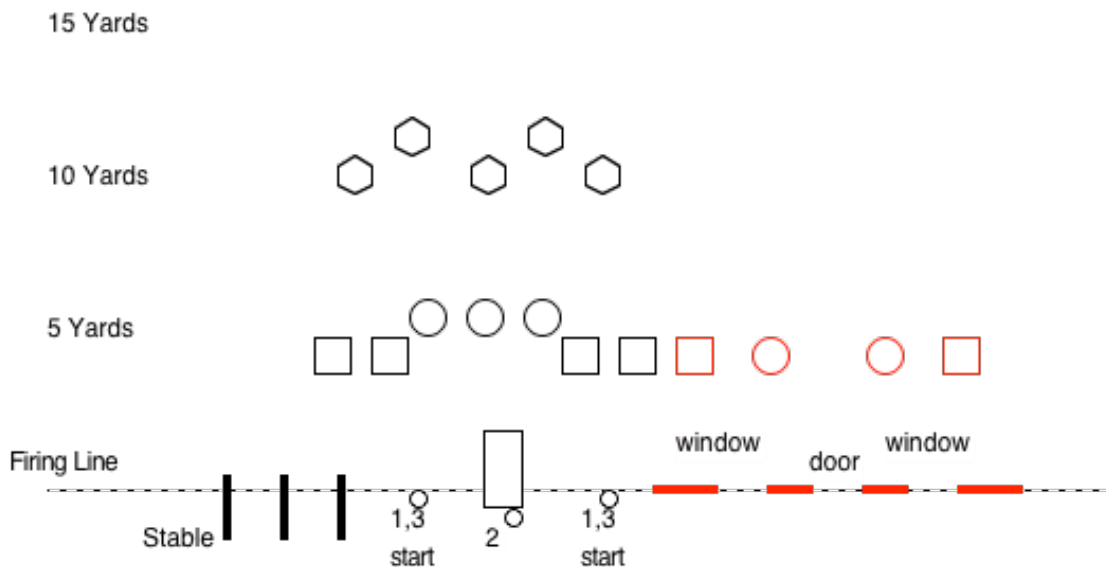

Cavalier - 03/14/12: Stage 3

Pistol 10 - Rifle 10 - Shotgun 4+ Two pistols loaded with 5 rounds each, holstered. Rifle is staged in wagon. - loaded with 10 rounds. Shotgun held port arms. Shooter has, at least, 4 shotgun shells on his/her person.

Procedure

Shooter starts standing left (or right) of wagon.. When ready, say "Shooter Ready". At the signal, shoot the two shotgun targets. Make shotgun safe on wagon. Shoot the rifle targets in two identical sweeps. Make rifle safe in wagon. Shoot the three pistol targets with 5 rounds. Repeat instructions. Move to right (or left) of horse, shoot the two shotgun targets.

Retrieve long guns and go to unloading table.



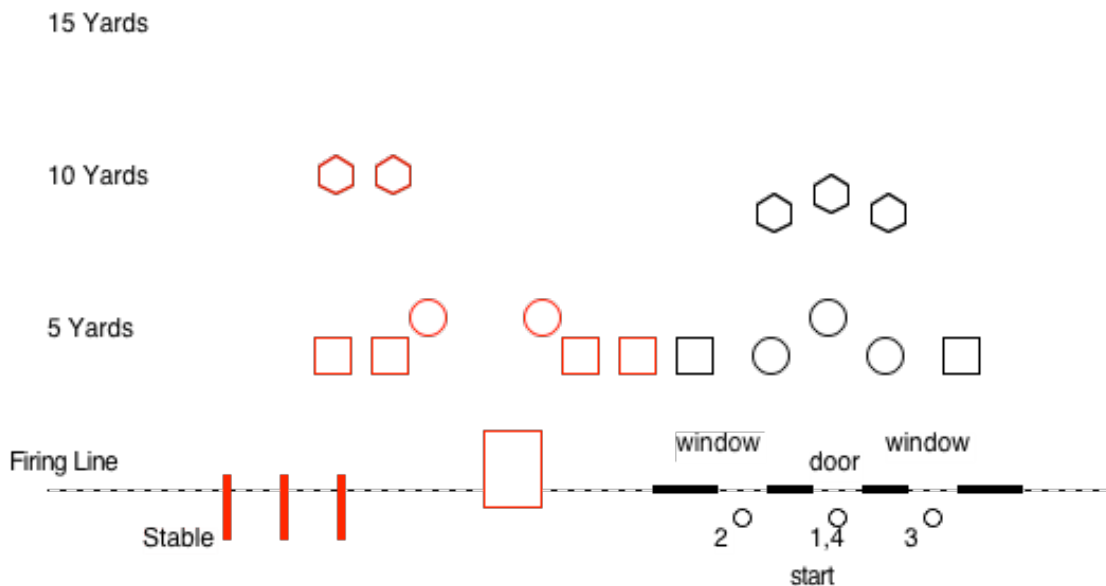
Cavalier - 03/14/12: Stage 4

Pistol 10 - Rifle 10 - Shotgun 2+ Two pistols loaded with 5 rounds each, holstered. Rifle is staged in doorway - loaded with 10 rounds. Shotgun is staged in window. Shooter has, at least, 2 shotgun shells on his/her person.

Procedure

Shooter starts standing in doorway - hands on door jam.. When ready, say "Shooter Ready". At the signal, shoot the three rifle targets in a double tap Nevada sweep. Make rifle safe. Move to window, shoot the shotgun target. Move to the other window, shoot the shotgun target. Make shotgun safe. Move to doorway. Shoot the three pistol targets, in a double tap Nevada sweep.

Retrieve long guns and go to unloading table.





Cavalier - 03/14/12: Stage 5

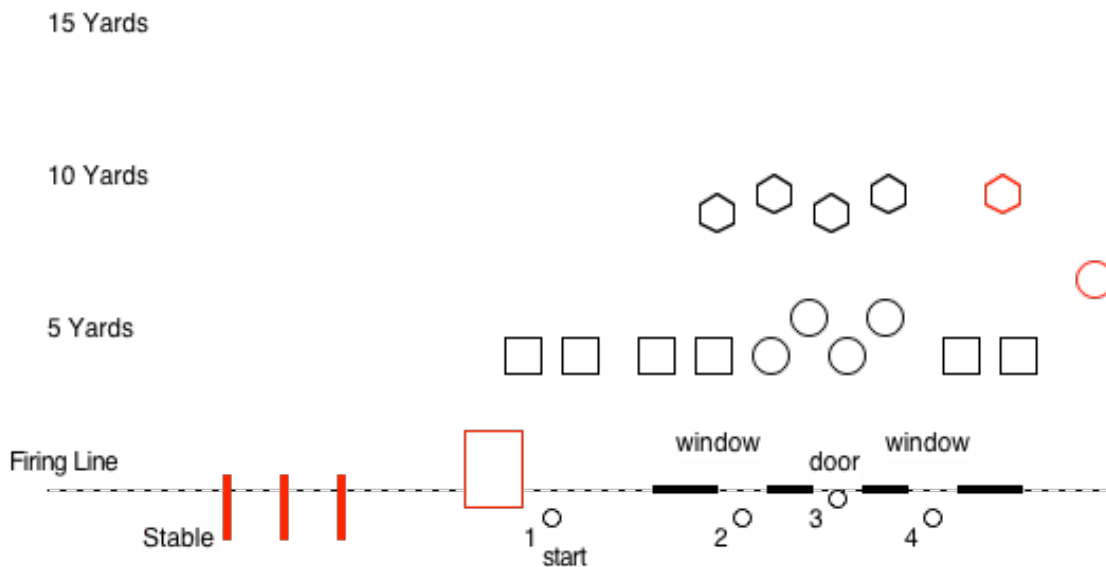
Pistol 10 - Rifle 10 - Shotgun 6+ Two pistols loaded with 5 rounds each, holstered. Rifle is staged in left window. - loaded with 10 rounds. Shotgun is staged in wagon. Shooter has, at least, 6 shotgun shells on his/her person.

Procedure

Shooter starts standing at rear of wagon.... When ready, say "Shooter Ready". At the signal, shoot the two shotgun targets. Move to left window (make shotgun safe), shoot the four rifle targets in a 3-2-3-2 sweep. Make rifle safe. Shoot the two shot gun targets. Move to doorway (make shotgun safe). Shoot the four pistol targets in a 3-2-3-2 sweep. Move to right window, shoot the two shotgun targets.

Retrieve long guns and go to unloading table.

-  Rifle
-  Pistol
-  Shotgun



Cavalier - 03/14/12: Stage 6

Pistol 10 - Rifle 10 - Shotgun 4+ Two pistols loaded with 5 rounds each, holstered. Rifle is staged in doorway. - loaded with 10 rounds. Shotgun is doorway. Shooter has, at least, 4 shotgun shells on his/her person.

Procedure

Shooter starts standing in doorway, hands on pistols.... When ready, say "Shooter Ready". At the signal, Shoot the five pistol targets, single taps and one triple tap. Shoot the five rifle targets, . single taps and one triple tap. Shoot the four shotgun targets.

Retrieve long guns and go to unloading table.

